


A decorative border with a repeating geometric pattern of small triangles and squares surrounds the entire page.

# **English Worksheets**


## Trace and Match

**Instructions:** Match the numbers written inside the aero plane to the correct cloud. Then colour the picture.



## Sun, Moon and Stars

**Instructions:** Count and write down the numbers of suns, moons and stars in words. Mark 1, 2, 3... on each object for easy counting.



1. There are \_\_\_\_\_ suns.
2. There are \_\_\_\_\_ moons.
3. There are \_\_\_\_\_ stars.

## Numbers in Words

**Instructions:** Use the letters given with each number to write the number in words.

1    **11**    levene    \_\_\_\_\_

2    **12**    tlewve    \_\_\_\_\_

3    **13**    hitrnete    \_\_\_\_\_

4    **14**    ternoef    \_\_\_\_\_

5    **15**    tfeneif    \_\_\_\_\_

6    **16**    ixsneet    \_\_\_\_\_

7    **17**    evnetsene    \_\_\_\_\_

8    **18**    neethgie    \_\_\_\_\_

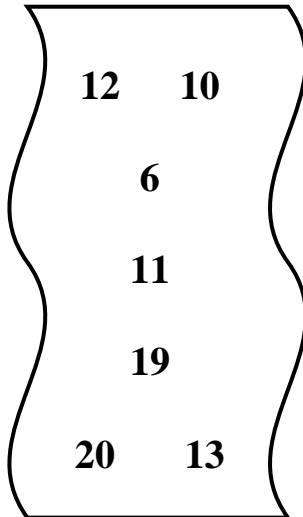
9    **19**    nteienen    \_\_\_\_\_

10    **20**    wetnty    \_\_\_\_\_

## Number and Number Words

### Instructions:

- Match the number words with their correct digits.



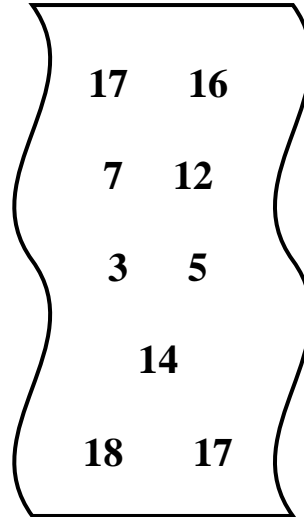
Thirteen

Ten

Eleven

Six

Twenty



Twelve

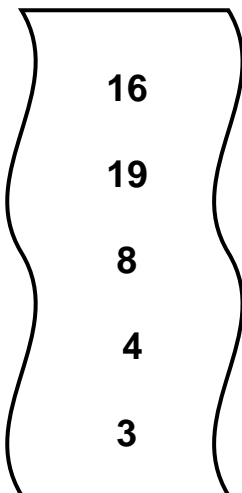
Fourteen

Seven

Five

Seventeen

- Look at the numbers given below and write their correct number words in the given spaces.



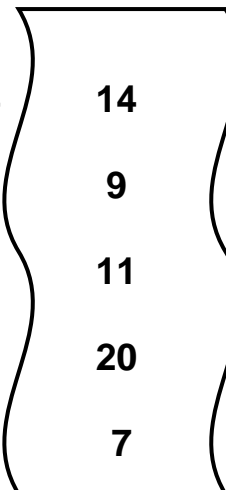
---

---

---

---

---



---

---

---

---

---

## Prices


**Instructions:** Write down the prices of the given things in number words to complete the following sentences.




11 rupees



8 rupees



13 rupees



20 rupees



19 rupees


1. The toffee is for Rs. \_\_\_\_\_.
2. The ice cream is for Rs. \_\_\_\_\_.
3. The balloons are for Rs. \_\_\_\_\_.
4. The rose is for Rs. \_\_\_\_\_.
5. The toy train is for Rs. \_\_\_\_\_.

Lesson: At the toy store

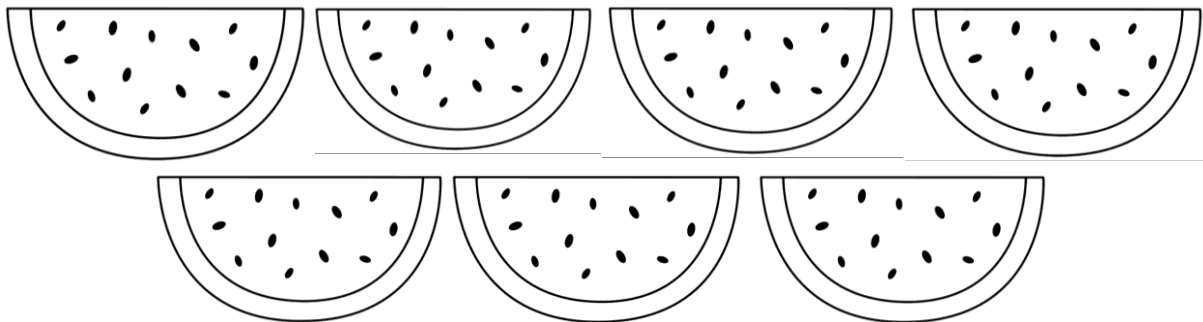
## Ordinal Numbers

**Instructions:** Colour the following pictures according to the directions.


1. Colour the 1<sup>st</sup> doll yellow and colour the 3<sup>rd</sup> doll pink.



2. Colour the 2<sup>nd</sup> watermelon red and the 7<sup>th</sup> watermelon green.



3. Colour the 1<sup>st</sup> book brown and the 5<sup>th</sup> book purple.





## Positions


**Instructions:** Colour the following pictures according to the directions given below.

Colour the dress of the 3<sup>rd</sup> child blue.


Colour the shirt of the 2<sup>nd</sup> child brown.

Colour the dress of the 1<sup>st</sup> child green.


Colour the frock of the 4<sup>th</sup> child yellow.



**Mohsin**



**Zain**



**Kaif**



**Fatima**

**Fill in the blanks with correct name.**

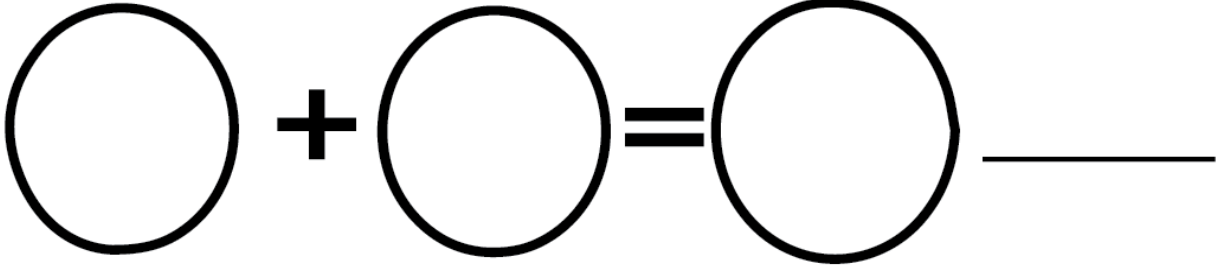
If Mohsin is first in line,

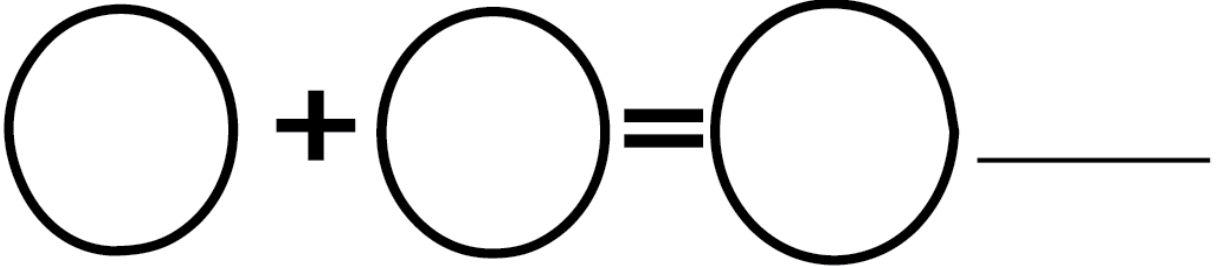
1. Who is third? \_\_\_\_\_
2. Who is fourth? \_\_\_\_\_
3. Who is second? \_\_\_\_\_

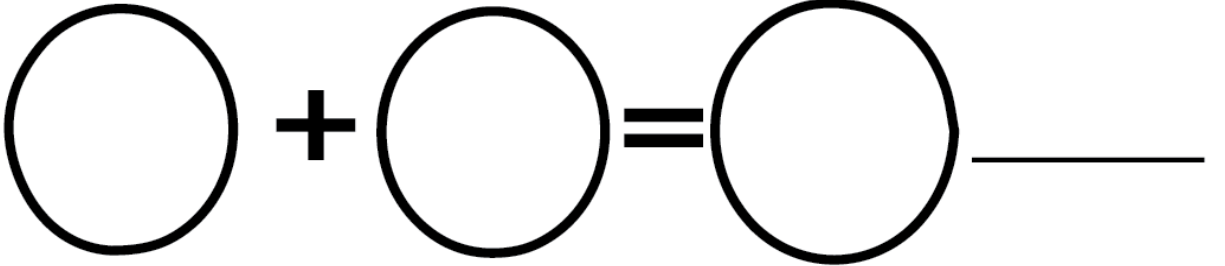
## Colour Mixing

### Instructions:

- Colour the first two circles with the given colours and mix them in third circle to form a new colour.
- Write down the names of the new colour in the given space.

1.   
red                      yellow

2.   
red                      blue

3.   
blue                      yellow

## Colourful Stars

### Instructions:

- Find and circle the colour names from the given puzzle. Look from up to down (↓) and from left to right (→).
- Colour the stars with the same colour written on them.



D  
C H  
Y Y  
V E O T  
O L N O  
W R L A L C  
E N O P U V

H K H Z E J Z C C I W L H P D J M B L U E S  
P U R P L E H G N T B Y L C I R S O R E  
D L X P K N L E J V B O O R A N G E  
R E D P N Y D D V L L N T S E R  
E N G K I A K L J B A U T I  
W R A L W A G G L N C G  
T Q E O T H T D R A T H K E  
X A E L S I E G A C P I N K  
M U O N E Z T Q T Y K V I I E R  
I U W X P R E W B R I N R L  
L E B R O W N D T R T G R U  
V P L I H I Q Y N P  
C X R P J A Y X  
V V N P  
R B



## Numbers and Colours

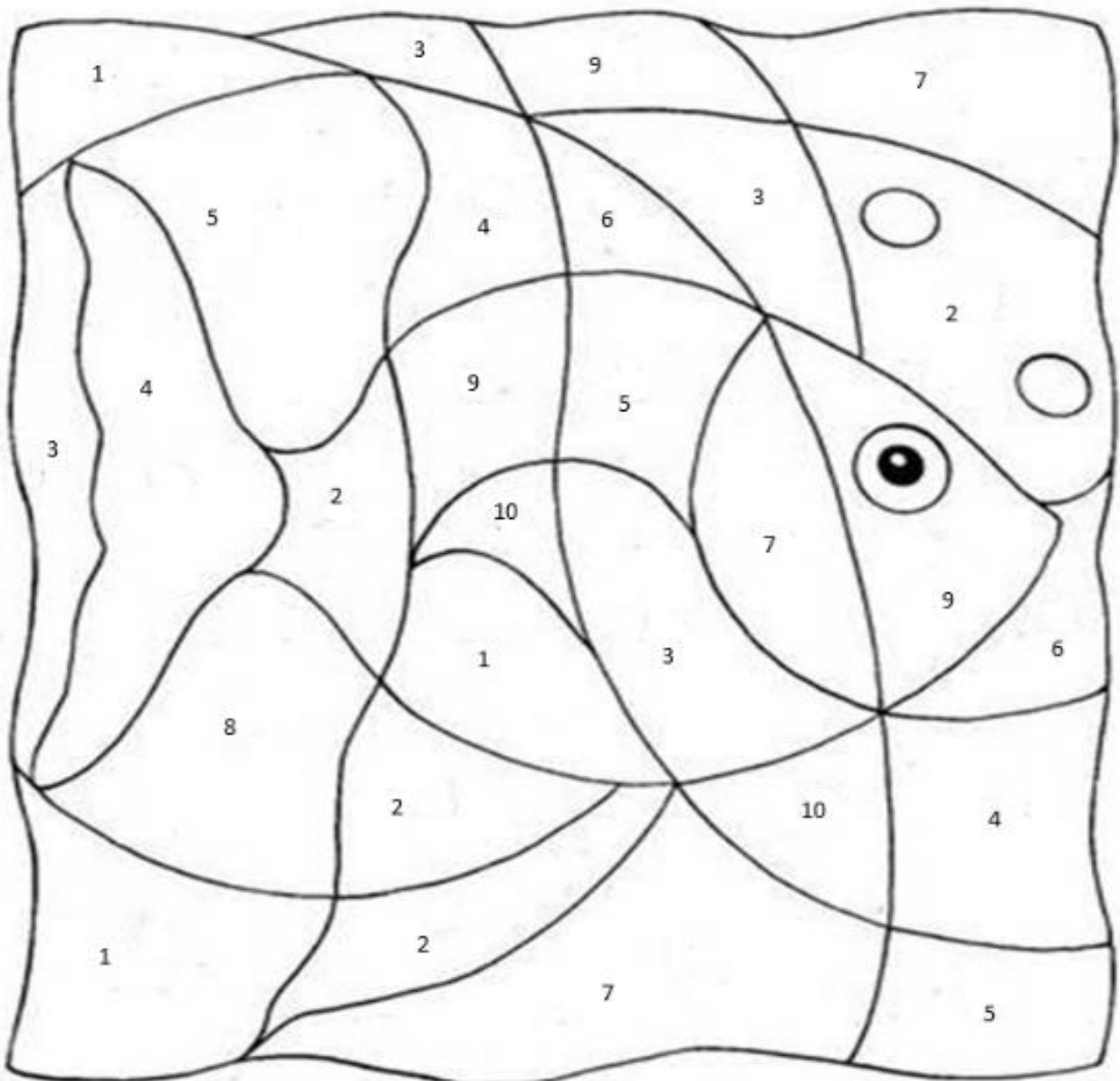
**Instructions:** Every space in the fish has a number written on it. If the number is 1, 4, or 7, use red to colour that part. If the colour is 2, 5, or 9, use blue. If it is 3 or 6, use green and if it is 8 or 10, use yellow.

**1, 4, 7 = Red**

**2, 5, 9 = Blue**

**3, 6 = Green**

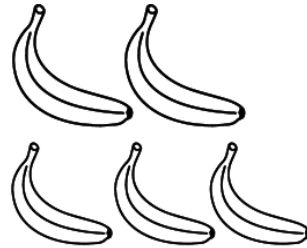
**8, 10 = Yellow**



## Match and Count


**Instructions:** Match the words with the correct pictures and colour them with the same colour. Count the fruits and write down their numbers in words.

1 Red apples •



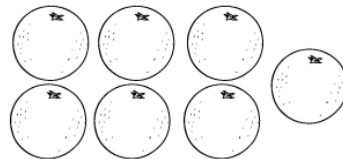
\_\_\_\_\_

2 Yellow bananas •



\_\_\_\_\_

3 Green pears •



\_\_\_\_\_

4 Red strawberries •



\_\_\_\_\_

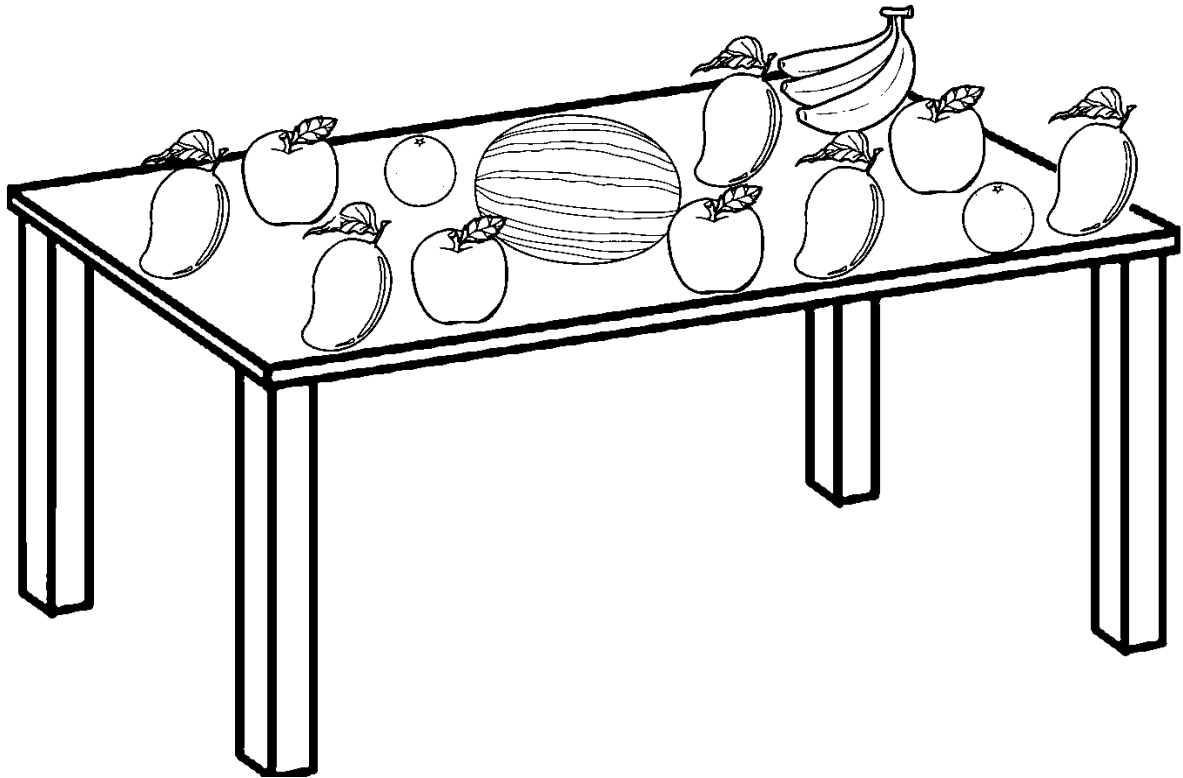
5 Orange oranges •



\_\_\_\_\_

## Many Fruits

**Instructions:** Look at the given fruits carefully and write down the plural form of the fruit names.




- 1) There are three \_\_\_\_\_ (banana).
- 2) There are five \_\_\_\_\_ (mango).
- 3) There are four \_\_\_\_\_ (apple).
- 4) There are two \_\_\_\_\_ (orange).

## Magic Box

### Instructions:

- Read the given paragraph carefully and identify the objects and their colour.

Bilal was going back home from his school. He found a magic box on his way. He opened the box and first he picked out a small blue clock and a big brown parcel from it. He then got a beautiful pink notebook, a round red sharpener, a hard yellow and black toy tiger and also a soft red towel. Finally, the box was empty but suddenly, some more things appeared in it. Now Bilal got a white pencil box, gray toy car and a black paper as well. Bilal was very happy after having such colourful things.




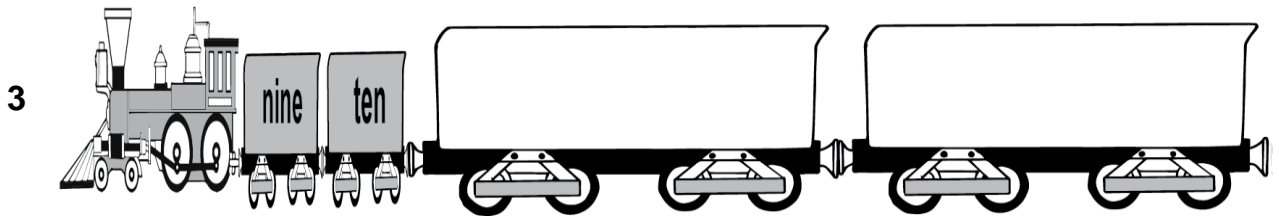
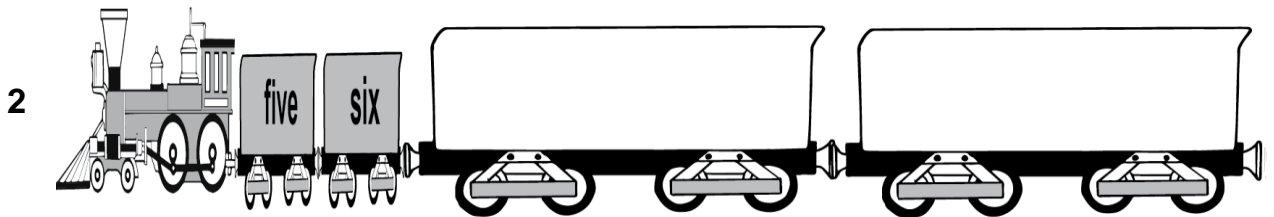



- **Fill in the blanks with the correct answer.**

1. The colour of the parcel was \_\_\_\_\_.
2. The colour of the notebook was \_\_\_\_\_.
3. The colour of the sharpener was \_\_\_\_\_.
4. The colour of the clock was \_\_\_\_\_.
5. The colour of the toy tiger was \_\_\_\_\_.
6. The colour of the paper was \_\_\_\_\_.
7. The colour of the pencil box was \_\_\_\_\_.



## Missing Number Words

**Instructions:** Write down the missing number words to complete each series.



## Tracing and Colouring

**Instructions:** Trace the following shapes and colour them with different colours.



Shapes and Colours: Trace the rectangle  and colour it brown.

Trace the square  and colour it grey.

Trace the triangle  and colour it green.


Trace the oval  and colour it yellow.

Trace the circle  and colour it red.



## Naming Things


**Instructions:** Write down the names of the following objects in singular and plural forms.




---



---



---



---

## Plural to Singular

**Instructions:** Write down the singular form of each plural noun.

Singular	Plural	Singular	Plural
_____	goats	_____	pencils
_____	cows	_____	ducks
_____	fruits	_____	chicks
_____	vegetables	_____	cups
_____	toys	_____	flowers
_____	cars	_____	hands
_____	plates	_____	fingers
_____	trees	_____	boys
_____	balls	_____	girls
_____	eyes	_____	lions

## Singular to Plural

**Instructions:** Write down the plural form of each singular noun.

Singular	Plural	Singular	Plural
table	_____	dog	_____
friend	_____	pen	_____
chair	_____	hat	_____
spoon	_____	lamp	_____
phone	_____	toy	_____
book	_____	plant	_____
cat	_____	park	_____
teacher	_____	cow	_____
rat	_____	store	_____
banana	_____	apple	_____

## Has or Have

**Instructions:** Match the different subject with “has” or “have”.

Subject		“Has” or “have”	
1	She	●	● have
2	It	●	● has
3	He	●	● have
4	Parrot	●	● have
5	Father	●	● has
6	Walls	●	● has
7	Mother	●	● have
8	You	●	● has
9	Children	●	● has
10	Lazy Nadeem	●	● has
11	Books	●	● has

## Commands

**Instructions:** Fill in the blanks correctly with the help of the words in the given box.

brush, complete, wash, hold, raise, open, read, rub, eat, make

1. **Complete** your homework.
2. \_\_\_\_\_ your meals on time.
3. \_\_\_\_\_ the dirty plates and glasses.
4. \_\_\_\_\_ the door.
5. \_\_\_\_\_ the bags.
6. \_\_\_\_\_ your teeth.
7. \_\_\_\_\_ the book.
8. \_\_\_\_\_ a line.
9. \_\_\_\_\_ your hand.
10. \_\_\_\_\_ the board.


## Follow the Order

**Instructions:** Match the following pictures with the given commands.

1. Make a queue.



2. Raise your hand.



3. Go to sleep.



4. Read the book.



5. Take your meal.



## Orders for Me

### Instructions:

- Write down the imperatives sentences for each of the following pictures.
- Use correct verbs from the given box.

Open	Touch	Show	Close
------	-------	------	-------

Example: Comb your hair.



1

---




2

---



3

---



4

---

