

SCHOOL BASED ASSESSMENT-2023
ORAL ASSESSMENT
ENGLISH
GRADE - 2

General Instructions

1. Take one coloured print of the paper to be used by the teacher only for oral assessment.
2. Do not ask the student to read any question.
3. Put paper in front of the student to see images and ask question where needed.
4. In case of any confusion, the teacher will repeat the question.
5. Paper consists of following three types of questions.
 1. Multiple Choice Questions (MCQs)
 2. Fill in the blanks
 3. Column Matching
6. The teacher will ask 04 parts in random of each section from each student and twenty parts in total.
7. The teacher will count the correct answers and will multiply it by 5 to get the total marks obtained by the student.

For example:

Teacher asks 04 questions from each section (20 in total) and student answers 17 parts correctly, then teacher will award $(17 \times 5 = 85)$ eighty-five marks to the student.

Section 01 (MCQs)

Que.No.1. Complete the word with the correct initial sound.

___Str___awberry



a	b	c	d





Que.No.2. Replace the underlined word with a suitable pronoun.

‘Ali bought a new shirt. Ali’s shirt is green.’



a	b	c	d

Que. No.3. Identify the option that shows the action 'build'.





			
a	b	c	d

Que. No.4. What will you say when someone gives you a gift?



Hello	Thank You	Sorry	Good Bye
a	b	c	d

Que. No.5. Identify the plural that sounds /iz/ at the end.


			
a	b	c	d

Section 02 (Fill in the blanks)


Que.No.1. Look and read the text written on the picture.

Identify the word that sounds similar to 'Hook'.

Hook ___ **Book** ___




Que. No.2. Complete the following word with the correct letter.



Que. No.3. Use "A" or "An" before the word correctly.

An Octopus



Que. No.4. Fill in the blank using “**has**” or “**have**” correctly.


He **_has_** two fluffy teddy bears.



Que. No.5. Complete the sentence with the correct opposite of the underlined word.

The giraffe is not a short animal.

It is very **_tall/long_**.



Section 03

Que. No.1. Look at the picture and tell whether the sentence is true or false.

‘The key is in the lock.’

True False



Que. No.2. Read the following sentence and tell if it is correctly capitalized.

‘salman went to his village.’

True False



Que. No.4. Look at the picture and tell whether the sentence is true or false.


‘These are two quails.’

True False



Section 04

Show the picture to the students, and ask any two questions.



Que. No.1. What are the students doing?

- a) Standing b) Sitting

Que. No.2. How many students are there in the picture?

- a) Four b) Five

Que. No.3. Who is standing on block 'B'?

- a) Saba b) Alina

Que. No.4. Who is waving his hand?

- a) Waqar b) Umar

Que. No.5. What is Saba wearing on her head?

- a) Ribbon b) Bag


Section 05

Que. No.1. Show the picture to the students and, ask any two questions.



- ✚ What is Sana doing? **Sana is cleaning her room.**
- ✚ Who is holding the baby? **Raza**
- ✚ Who is washing the dishes? **Alia**
- ✚ Name the child who is working on the laptop. **Asad**

Que. No.2. Look at the pictures. Match any two pictures with the correct speech bubbles.



Que. No.3. Fill in the blanks by telling name of the thing shown in the pictures. Ask any two blanks to fill in.


It is a tractor.



It has four wheels/tires.



It has only one seat.



It is used to plough the fields.



Que. No. 4. Use the rhyming words from word bank to complete the poem. Ask any two blanks to fill in.

hungry force angry horse

Bring your horse,

Feed him for his force.

He is feeling hungry,

Do not make him angry.



Que. No.5. Choose a picture with the different beginning sound in each row. Ask any two.

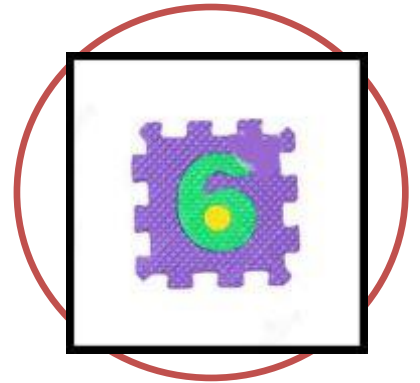
i)



ii)



iii)



iv)



vi)

