

Name:



Section:

Date:



Teacher:

few and many

Tick (✓) the group with few objects



Tick (✓) the group with many objects



Name:


Section:

Date:


Teacher:

few and many

Tick (✓) the group with few objects



Tick (✓) the group with many objects



Name:



Section:

Date:


Teacher:

few and many

Tick (✓) the group with few objects



Tick (✓) the group with many objects



Name:

Section:

Date:


Teacher:

few and many

Tick (✓) the group with few objects



Tick (✓) the group with many objects



Name:

Section:

Date:



Teacher:

few and many

Tick (✓) the group with few objects



Tick (✓) the group with many objects



Name:



Section:

Date:











Teacher:

few and many

Tick (✓) the group with few objects



Tick (✓) the group with many objects



Name:

Section:

Date:


Teacher:

few and many

Tick (✓) the group with few objects



Tick (✓) the group with many objects



Name:


Section:

Date:



Teacher:

few and many

Tick (✓) the group with few objects



Tick (✓) the group with many objects

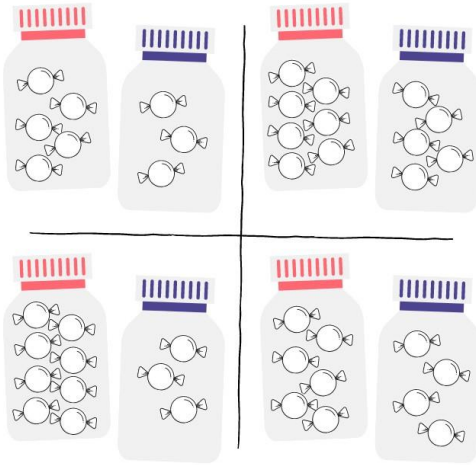


Name _____

Teacher _____

KANDI'S CANDY JARS

Kandi won a contest! Help her choose her prize by coloring in the candy jars with more candy in each pairing.



Name _____

Teacher _____

Single Digit Addition



Let's add the numbers!

$\begin{array}{r} 6 \\ +2 \\ \hline \end{array}$	$\begin{array}{r} 3 \\ +9 \\ \hline \end{array}$	$\begin{array}{r} 8 \\ +7 \\ \hline \end{array}$	$\begin{array}{r} 6 \\ +1 \\ \hline \end{array}$
$\begin{array}{r} 8 \\ +3 \\ \hline \end{array}$	$\begin{array}{r} 2 \\ +6 \\ \hline \end{array}$	$\begin{array}{r} 8 \\ +1 \\ \hline \end{array}$	$\begin{array}{r} 6 \\ +5 \\ \hline \end{array}$
$\begin{array}{r} 8 \\ +4 \\ \hline \end{array}$	$\begin{array}{r} 9 \\ +4 \\ \hline \end{array}$	$\begin{array}{r} 6 \\ +6 \\ \hline \end{array}$	$\begin{array}{r} 5 \\ +4 \\ \hline \end{array}$
$\begin{array}{r} 3 \\ +3 \\ \hline \end{array}$	$\begin{array}{r} 2 \\ +8 \\ \hline \end{array}$	$\begin{array}{r} 4 \\ +1 \\ \hline \end{array}$	$\begin{array}{r} 5 \\ +7 \\ \hline \end{array}$

Name _____

Teacher _____

AIR TRANSPORT

Identify and circle all the air transport.



PRINTABLES

Name _____

Teacher _____

Fairytales

Trace and colour these fairy tale character.



Name _____

Teacher _____

Let's do addition!

$\begin{array}{r} 214 \\ 25 \\ + 23 \\ \hline \end{array}$	$\begin{array}{r} 260 \\ 40 \\ + 22 \\ \hline \end{array}$	$\begin{array}{r} 282 \\ 312 \\ + 14 \\ \hline \end{array}$	$\begin{array}{r} 188 \\ 7 \\ + 165 \\ \hline \end{array}$
$\begin{array}{r} 44 \\ 13 \\ + 412 \\ \hline \end{array}$	$\begin{array}{r} 257 \\ 365 \\ + 22 \\ \hline \end{array}$	$\begin{array}{r} 163 \\ 215 \\ + 19 \\ \hline \end{array}$	$\begin{array}{r} 174 \\ 322 \\ + 45 \\ \hline \end{array}$
$\begin{array}{r} 112 \\ 63 \\ + 320 \\ \hline \end{array}$	$\begin{array}{r} 42 \\ 95 \\ + 122 \\ \hline \end{array}$	$\begin{array}{r} 136 \\ 152 \\ + 91 \\ \hline \end{array}$	$\begin{array}{r} 471 \\ 22 \\ + 54 \\ \hline \end{array}$

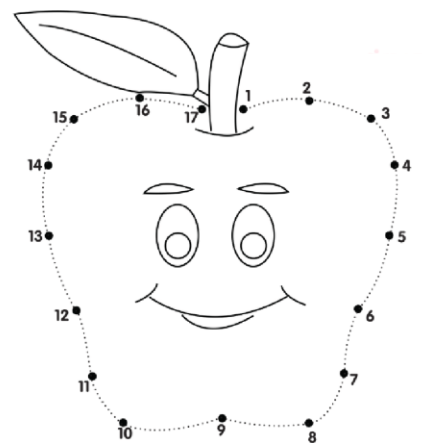
Name: _____

Section: _____

Date: _____

Teacher: _____

CONNECT THE DOTS



APPLE