


# SUMMER VACATION

Class 2 Activities



Name: \_\_\_\_\_

Class: \_\_\_\_\_

# Butterfly

This exciting workbook makes summer vacation fun for children. It's full of interesting Urdu, English, Science, Islam, Mathematics and Art activities. This workbook has all the concepts of your child's syllabus covered till the start of the summer vacation. There are activities that enhance your child's thinking and creative skills as well.

This workbook includes all important topics from all the subject books of your child. With the help of this book, your child will go back to school better prepared, having reviewed all the important topics of the course during the summer vacation.



MONTESSORI & PRIMARY  
CURRICULUM

عالمی معیار، مسلم اقدار

Karachi: 021-34970331, +92 334 2343488  
Lahore: 042-37111256, +92 312 4685035  
Islamabad: +92 333 8752228  
Sialkot: +92 335 4479245  
Faisalabad: +92 300 9667645  
Multan: +92 334 6126479

## All rights reserved

No part of this book may be reproduced or copied in any form, without the written permission from the EAST. Produced in Pakistan

More than 700 schools are teaching EAST books.

## Head office:

B-29, Block 3 Gulshan-e-Iqbal Karachi.

021-34990387, +92 335 2030338

<http://east.education>

Date : \_\_\_\_\_

Q. Read the poem "All things bright and beautiful". Name some beautiful things created by Allah. Write at least five names of each thing.



Q1 Fill in the blanks with suitable adjectives given in brackets.

(1) Sana is wearing a \_\_\_\_\_ hat. (red , good)

(2) My bicycle is very \_\_\_\_\_. (blue , old)


(3) Ali is a \_\_\_\_\_ boy. (brave , easy)

(4) The Soup is \_\_\_\_\_. (long , hot)


(5) The school bus horn is \_\_\_\_\_. (big , loud)

Date: \_\_\_\_\_

Q. Paste or draw a picture of plant. Show why its a living thing.



Q2. Paste or draw a picture of a baby. Show why a baby is a living thing.





Date : \_\_\_\_\_

## Craft Activity

### Flowers in pot



#### Material:

12 craft sticks  
Foam sheets  
Paints  
Paint brushes  
UHU tube

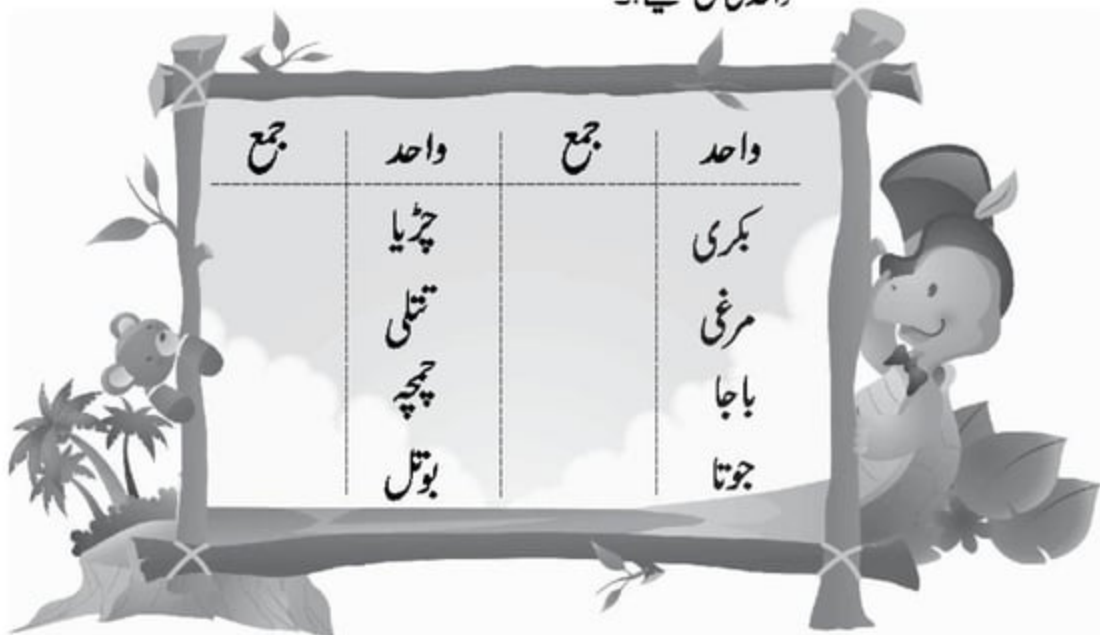
#### Method:

Glue four sticks side by side to make a rectangle. Repeat with another four sticks. Glue a stick along one edge of a rectangle at right angles to the others. Repeat with the other rectangle. Glue the two pieces of sticks standing upright in between.

Cut flower shapes from foam sheets & glue on the middle stick. Now paint the front of the boundary and the stem of the plant green. Paint the flower stem & inside the boundary brown.

Date: \_\_\_\_\_

واحد کی جمع لکھیے :-




مذکر کا مونث اور مونث کا مذکر لکھیے -

مذکر	مونث	مذکر	مونث
_____	بطخ	دھوبی	_____
شیر	_____	بکرا	بھینس
نوکر	تائی	_____	_____
_____	_____	_____	_____

Date : \_\_\_\_\_

Q. Make a bookmark of the shape of a traffic signal. Color the lights and pole. Put it in your book. Remember Traffic rules are made for our safety.



Date : \_\_\_\_\_

How to draw a duck?

Follow the given instructions and color it.

**1**



Step 1: Begin by drawing the outline of the Duck's bill.

**2**



Step 2: Draw the back of the head and neck.

**3**




Step 3: Draw the outline of the Ducks wing.

**4**




Step 4: Draw the lower neck section and add the rear tail feathers.

**5**



Step 5: Add the eye and mouth detail, Draw a straight line to represent the water line.

**6**



Step 6: Draw the water details to complete this drawing of the Duck.





Alla h cre a tes. He is Kha liq .

Alla h feed s. He is Ra ziq .

Alla h save s. He is Moha im in

Now fill in these blanks with one the names from the above .

It is very cold outside . You are in your home in a warm bed . Its because Alla h is \_\_\_\_\_ .

A bird comes looking for food . She sits on your home kitchen window . She find a piece of bread there . She eats it happily . Alla h is \_\_\_\_\_ .

There's a new star in the sky that was not there before . Alla h has made a new star . Alla h is \_\_\_\_\_ .

An eagle comes in fast to catch the chick . But the chick goes right under the wings of her mother . The chick is saved . Alla h has told the hen how to save her chick . Alla h is \_\_\_\_\_ .

Q. Match Allah names with the things you see happening around us.

A new flower blooms .

Kha liq

خالق

Ba by goa t drinks milk of her mother

Ra ziq

رازق

A sma ll ba by is sleep in the lap of her mother .

Moha im in

مهيمن

Mother makes sandwiches for everyone .


Father brings nice shoes for his children .

Date: \_\_\_\_\_

**Q.** Fill in the blanks with the repeated orderly pattern.

86	76	66				
12	22		42			
30	40					
1000	2000					

**Q.** Circle the numbers less than 40 and cross the numbers more than 40.



A teacher character is standing next to a whiteboard. The whiteboard displays a 6x5 grid of numbers. The numbers are arranged as follows:

82	18	47	64	43
19	39	10	20	79
57	77	99	76	90
25	38	55	44	33
20	41	27	15	60
66	30	47	24	15

Q. Write the proper nouns for each of the common nouns  
Common Nouns Proper Nouns.

Common Noun

Proper Noun

Tree

\_\_\_\_\_

Fish

\_\_\_\_\_

Mountain

\_\_\_\_\_

Bird

\_\_\_\_\_

Newspaper

\_\_\_\_\_

Flag

\_\_\_\_\_

Aeroplane

\_\_\_\_\_

Bank

\_\_\_\_\_

Park

\_\_\_\_\_

Game

\_\_\_\_\_



Date : \_\_\_\_\_

Q. What are habitats? Name some common habitats.

_____	_____
_____	
_____	_____



Q. Make a scrap book. Collect picture of different habitats i.e (living places).

- 1) Lake , river, sea
- 2) Desert
- 3) Wood lands
- 4) Mountains
- 5) Air
- 6) Icy areas (Arctic area)



Date : \_\_\_\_\_

## Craft Activity

### Stone Lady Bug



#### Material:

- Stones (oval shape)
- Paints (red & black)
- Paint brushes
- Glitter glue

#### Method:

Take out paints in plate, apply red color on the half portion of stone & black on the remaining D-shape portion of stone. After drying, apply black spots on red portion. Outline these spots with glitter glue.

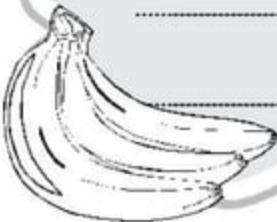
Date: \_\_\_\_\_

خالی جگہ 'ہوا' یا 'ہوئی' سے پر کریں۔

- |                                     |   |
|-------------------------------------|---|
| بھائی گھر میں سویا۔۔۔۔۔ ہے۔         | باہجی کرسی پر بیٹھی۔۔۔۔۔ ہے۔            |
| خالہ گھر آئی۔۔۔۔۔ ہیں۔              | مسور دیوار پر بیٹھا۔۔۔۔۔ ہے۔            |
| میں نے یہ کتاب پڑھی۔۔۔۔۔ ہے         | طارق بھائی سویا۔۔۔۔۔ ہے۔                |
| آپ نے یہ کام پہلے بھی کیا۔۔۔۔۔ ہے۔  | بلی گھاس پر لیٹی۔۔۔۔۔ ہے۔               |
| بھائی درخت پر چڑھ کے بیٹھا۔۔۔۔۔ ہے۔ | یہ تصویر تم نے کتنی اچھی بنائی۔۔۔۔۔ ہے۔ |

کیلے پر ان الفاظوں کی مدد سے مضمون لکھیے:-

میٹھا پیلا مزیدار چھلکا سفید



Q. Write the names of following traffic sign.

Date: \_\_\_\_\_



Q. Now practice writing these three names of Allah in Arabic.

Kha liq

\_\_\_\_\_

Ra ziq

\_\_\_\_\_

Moha imin

\_\_\_\_\_

Q. Make a list of things that you can give to poor from your home

Item

Yes/No

Quantity

- |              |       |       |
|--------------|-------|-------|
| 1. Shoes     | _____ | _____ |
| 2. Sweaters  | _____ | _____ |
| 3. Shirts    | _____ | _____ |
| 4. Socks     | _____ | _____ |
| 5. Bedsheets | _____ | _____ |
| 6. Pillow    | _____ | _____ |
| 7. Lentils   | _____ | _____ |
| 8. Bread     | _____ | _____ |
| 9. Flour     | _____ | _____ |
| 10. Milk     | _____ | _____ |
| 11. Spices   | _____ | _____ |
| 12. _____    | _____ | _____ |

Date: \_\_\_\_\_

**Q. Write the numbers in ascending and descending order.**

**59      25      37      49      18      70**

**9      26      45      36      80      15**

**63      17      51      38      44      12**

**Q. Write the digits in each number in their correct place value.**

Number	Thousands	Hundreds	Tens	Units
2553				
609				
1467				
11				
8532				



Q. Join the following words with their collective nouns.

Army

Fleet

Bunch

Team

Forest

Library

Clutch

of

grapes

players

trees

soldiers

ships

birds

books

Q. Underline the adjectives in the following sentence.

- 1) The cushion is soft.
- 2) The chocolates are very sweets.
- 3) My new doll is beautiful.
- 4) The juice is cold.
- 5) Ali is wearing green T-shirt.
- 6) The tractor is big.

Q. Make a booklet about animals kingdom.

- 1) Collect pictures
- 2) Write their names
- 3) Animals of land, sea, sky and insects

Q. Observe the animals and birds in a zoo or your area.  
Then write a brief description of five animals or birds.  
Also add a picture or drawing of these animals

Q. Select an bird, an insect or an animal.  
Collect as much information you can about it.

- 1) Name of animal / insect / bird
- 2) Where it lives
- 3) Food
- 4) Home (name)
- 5) Babies
- 6) Special features (legs, fur, wings)

Paste a picture at the top of page and then write neatly the information collected.



Date: \_\_\_\_\_

خالی جگہ دیئے گئے الفاظ سے پر کریں:-  
(بھیج، پہنچ، چھٹی، پھلوں)

آپ کا سلام مجھ تک ---- گیا ہے۔  
امی کو تھوڑے پیسے ---- دینا۔  
----- کے بہت سے فائدے ہوتے ہیں۔  
احمد جلدی ---- لے کر گھر چلا گیا۔

عامر کل پشاور ---- گیا۔  
مجھے ایک کلو آلو ---- دو۔  
میں آج کل ---- پر ہوں۔  
آم کو ---- کا بادشاہ کہتے ہیں۔

دیئے گئے الفاظ کی مدد سے گاڑی پر مضمون لکھیے۔ آپ اسی طرح کے اور لفظ سوچیے۔

دروازے انجن ٹائر رفتار پیٹرول

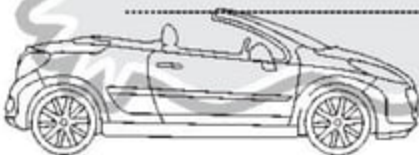
.....

.....

.....

.....

.....



- Q. Cut a picture of any street, road or traffic jam. Label the things in the picture. Name the vehicles on the road. Is it a main road, highway or a side road? Are the traffic police controlling the traffic? What else do you see in the picture?



Date : \_\_\_\_\_

Draw a seaside scene and color it.

---



Allah saves us during the night if we recite Surah Falaq and Sura Naas before going to sleep.

Let's memorize Surah Falaq

بِسْمِ اللَّهِ الرَّحْمَنِ الرَّحِيمِ  
 قُلْ أَعُوذُ بِرَبِّ الْفَلَقِ ۝ مِنْ شَرِّ مَا خَلَقَ ۝ وَمِنْ شَرِّ غَاسِقٍ إِذَا  
 وَقَبَ ۝ وَمِنْ شَرِّ النَّفَّاثَاتِ فِي الْعُقَدِ ۝ وَمِنْ شَرِّ حَاسِدٍ إِذَا حَسَدَ ۝

Let's learn some words from Sura Falaq.

Word in Arabic

Meaning in English

قل

Say

فلق

Sky

رب

Allah, who saves, helps and protects

خلق

To make

من

from

Now practice writing these six words.

\_\_\_\_\_

Date: \_\_\_\_\_

**Q.** Write the place value of the bold digits.

---

**3**254

1**0**99

**5**9






73**6**1


**2**1

4**3**2

**Q.** Count the blanks, bars, charts and cubes then write down the number in the blanks.

---





Q. Find 4 adjectives and use them in your sentences.

Q. Write the contractions of the words given in the blanks.

- 1) Ali and sana \_\_\_\_\_ (are not) coming to the birthday party.
- 2) Wasps \_\_\_\_\_ (cannot) make honey Bees do this job.
- 3) Tomorrow \_\_\_\_\_ (I am) going to a farm house.
- 4) \_\_\_\_\_ (It is) a wonderful evening.
- 5) \_\_\_\_\_ (we are) celebrating healthy lunch box day tomorrow.

Q. Read the lesson "Hazarat Suleiman (AS)"

Q. Make a weather chart for a week by writing weather for each day of the week. Write your observation for the kind of weather you had all week in conclusion.

Day	Weather
1) Sunday	
2) Monday	
3) Tuesday	
4) Wednesday	
5) Thursday	
6) Friday	
7) Saturday	

Conclusion:

- Q. Collect pictures of different weather from the news paper or any magazine. Paste them on a paper and write what kind of weather it is.
- Q. What is the weather of your area, sunny, cloudy, rainy or dry? Write the weather of your area during summer vacation. What are the difficulties you had i.e electricity, sewerage or water supply.

Date: \_\_\_\_\_

صحیح جملہ منتخب کر کے لکھیے۔

۱۔ بھینس کی ایک بکری سے ٹکر ہو گئی

(بکری کا سینگ ٹوٹ گیا، بکری ہوا میں اڑنے لگی)

۲۔ بکری رونے لگی۔ ہائے میرا سینگ ہائے میرا سینگ

(بھینس گھبرا گئی، بھینس بننے لگی)

۳۔ ”چلو میں تمہیں بڑھئی کے پاس لے جاتی ہوں“

(بھینس بکری کو بڑھئی کے پاس لے گئی، بھینس بکری کو دریا میں لے گئی)

۴۔ بڑھئی نے کوشش کی مگر کامیاب نہیں ہوا

(سینگ کو جوڑنے کی، سینگ کو توڑنے کی)

۵۔ بکری رونے لگی

(ہائے میرا سینگ، ہائے میرا پیٹ)

۶۔ چلو میں تمہیں ویلڈر کے پاس لے جاتی ہوں۔ بھینس بولی۔

(بکری خوش ہو گئی، بکری ناراض ہو گئی)

۷۔ ویلڈر نے کوشش کی مگر کامیاب نہیں ہو سکا۔

(بکری رونے لگی، بکری بننے لگی)





Q. Find and circle the given words in the crossword.

Z	E	B	R	A	C	R	O	S	S	I	N	G
H	I	W	O	U	G	C	C	N	D	I	S	I
Q	A	Z	W	S	S	G	K	B	V	I	K	A
S	X	E	D	C	O	F	S	C	W	K	B	G
C	V	F	R	H	H	E	X	Z	R	Q	I	K
T	R	O	L	O	J	T	R	A	F	F	I	C
H	U	N	P	O	A	I	P	Q	Z	B	I	O
Z	L	B	G	L	K	S	I	L	E	N	C	E
S	E	C	D	W	I	P	Q	S	U	W	C	X
R	S	M	O	N	I	T	O	R	X	A	Q	R

School  
Zebra crossing  
Traffic

Monitor  
Rules  
Silence

Let's memorize Sura Naas

بِسْمِ اللَّهِ الرَّحْمَنِ الرَّحِيمِ  
 قُلْ أَعُوذُ بِرَبِّ النَّاسِ<sup>١</sup> مَلِكِ النَّاسِ<sup>٢</sup> إِلَهِ النَّاسِ<sup>٣</sup>  
 مِنْ شَرِّ الْوَسْوَاسِ الْخَنَّاسِ<sup>٤</sup> الَّذِي يُوَسْوِسُ فِي  
 صُدُورِ النَّاسِ<sup>٥</sup> مِنَ الْجِنَّةِ وَالنَّاسِ<sup>٦</sup>

Let's learn some words from Sura Naas

Word in Arabic

Meaning in English

ناس

people

ملك

King, owner

صدور

chest

الذي

Those people

Now practice writing these four words.

\_\_\_\_\_

Date: \_\_\_\_\_

**q.** Before and after these numbers.

10

35

87

201

560

29

122

99

66

**q.** What comes in between these numbers?

15  17

39  41

74  76

99  101

143  145

1256  1258

3560  3562

561  563

103  105

**q.** Write the number in words.

1730 \_\_\_\_\_ 517 \_\_\_\_\_

4060 \_\_\_\_\_ 3203 \_\_\_\_\_

6180 \_\_\_\_\_ 2116 \_\_\_\_\_

1534 \_\_\_\_\_ 912 \_\_\_\_\_

7980 \_\_\_\_\_ 8502 \_\_\_\_\_

Human are gifted with special skills by Allah. Some are very Good writers, some are craftsmen and some are artists. Do you have any special skills or interest? Write few lines about your special skill.

Q. Write the proper nouns for each of the common Nouns.

## Common Nouns

## Proper Nouns

- 1) Book -----
- 2) Cold rink -----
- 3) Milk -----
- 4) Fan -----
- 5) Flower -----
- 6) Building -----
- 7) Air port -----
- 8) Car -----
- 9) Bridge -----
- 10) Soap -----


Q. Tick ✓ or ✗ for the following sentences.

1 Plants need air, water and sun light to live ☐

2 Humans cannot sleep or take rest ☐

3 Plants do not move and walk ☐

4 Plants and humans are both living things ☐

5 Roots and flowers are not the parts of plants ☐

Q. Label the parts of a plant.



Date : \_\_\_\_\_

## Craft Activity

### Make Your Own Slippers

#### Materials

The soles of any old pair of slippers

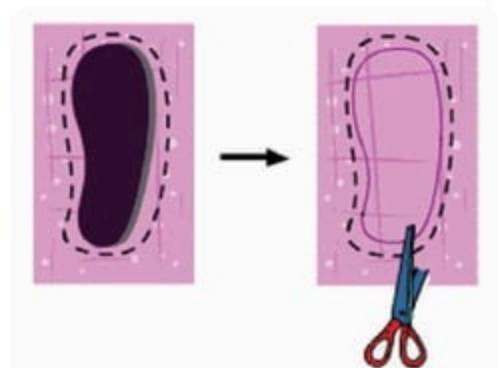
A sheet of foam (1/2 inch thickness)

Cotton or flannel cloth (one square meter)

Ribbons

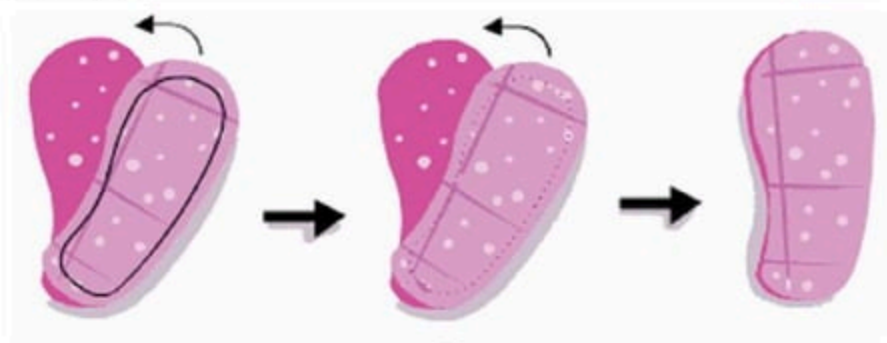
Adhesive

Scissors



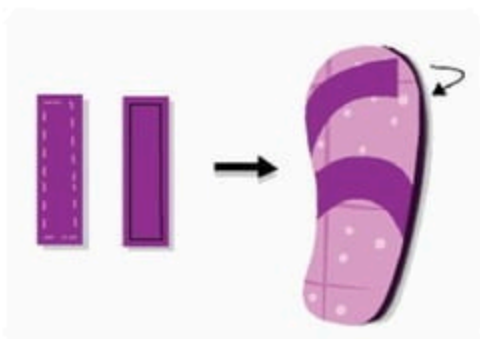
#### Method:

Cut the foam in the shape of the sole. Double the cloth and trace out the shape of the foam. Draw another boundary one centimeter away from the traced boundary. Cut the cloth from the outer boundary. Run a stitch on the inner boundary, joining the two cloth pieces leaving an opening to insert the foam. Turn the cloth inside out and put the foam. Then, complete the stitch. You can back stitch either by hand or on the sewing machine.



Date : \_\_\_\_\_

## Craft Activity



Repeat the same procedure to make the strap. This time cut the foam into four identical, rectangular bands - two straps for each slipper. Remember, you have to make two folds to get four equal-sized cloth covers for the straps.

Spread the adhesive on the complete sole. First stick one end of the strap and then the foam, which you have covered with the cloth. Finally put some adhesive on the other edge of the strap and fix it underneath the foam. Make a bow with the ribbon and stick it on the strap. You can also do some embroidery on it.

The slippers are ready to be worn but hey, don't be in a hurry. Let the adhesive dry for some time.





Date: \_\_\_\_\_

صحیح جملہ منتخب کر کے لکھیے۔

●۔ بھینس بہت دن تک کسی ایسے شخص کو ڈھونڈتی رہی جو بکری کا سینگ جوڑ دے

(اسے ایک ٹیچر ملی ، اسے ایک جن ملا)

●۔ کتنے دن پہلے کی بات ہے؟ ٹیچر نے پوچھا

(ایک مہینے کی ، ایک دن کی)

●۔ ٹیچر نے کہا واپس جا کر دیکھو۔

(بکری کا نیا سینگ نکل آیا تھا ، بکری غبارہ بن گئی تھی)

خالی جگہ، تمہیں، تمہارے، ہمیں، ہمارے اور تمہاری سے پر کریں۔

----- ابو کہاں ہیں؟

----- آج کیا ہوا ہے؟

----- کل پکنک پر جانا ہے؟

----- گھر بہت سے مہمان آئے ہیں۔

----- آج بہت سے کام کرنے ہیں۔

----- کیا۔۔۔۔۔ گاڑی خراب ہو گئی ہے؟

----- آج اپنی کلاس کو سجانا ہے۔

----- ٹیچر ہم سے بہت پیار کرتے ہیں۔

Date : \_\_\_\_\_

Q. Why is a zebra-crossing necessary? Write a few lines about it.



---

---

---

Date: \_\_\_\_\_

**Q.** Fill out the missing space to spell the numbers.

---

- S\_\_v\_\_n      hundred f\_\_\_\_ft\_\_ t\_\_o
- O\_\_e      tho\_\_\_\_s\_\_nd and E\_\_\_\_ht
- T\_\_o      hundred and th\_\_\_\_ty n\_\_e
- F\_\_ \_e tho\_\_\_\_s\_\_nd
- F\_\_ \_r      hundred      S\_\_v\_\_nty S\_\_x
- Th\_\_ee tho\_\_\_\_s\_\_nd t\_\_o hundred
- S\_\_x tho\_\_\_\_s\_\_nd and t\_\_n
- E\_\_\_\_ht tho\_\_\_\_s\_\_nd and t\_\_n
- N\_\_ne\_\_ \_ N\_\_ne
- O\_\_e tho\_\_\_\_s\_\_nd and \_\_\_\_n\_\_hundred

**Q.** Write in figure

---

One thousand four hundred and two

Seven hundred and twelve

Eight thousand and four hundred

Nine hundred and Seventy five

Six hundred and thirty seven

Q. Write about your best friend

- 1) His / Her Name
- 2) Class / School
- 3) Likes and dislikes
- 4) Why she / he is your best friend
- 5) Add a photograph of your friend

Q. Put the correct punctuations to differentiate between question and sentence.

1) What is Maria reading

2) Children are playing in the garden

3) What is Ali doing

4) Asma is eating an apple

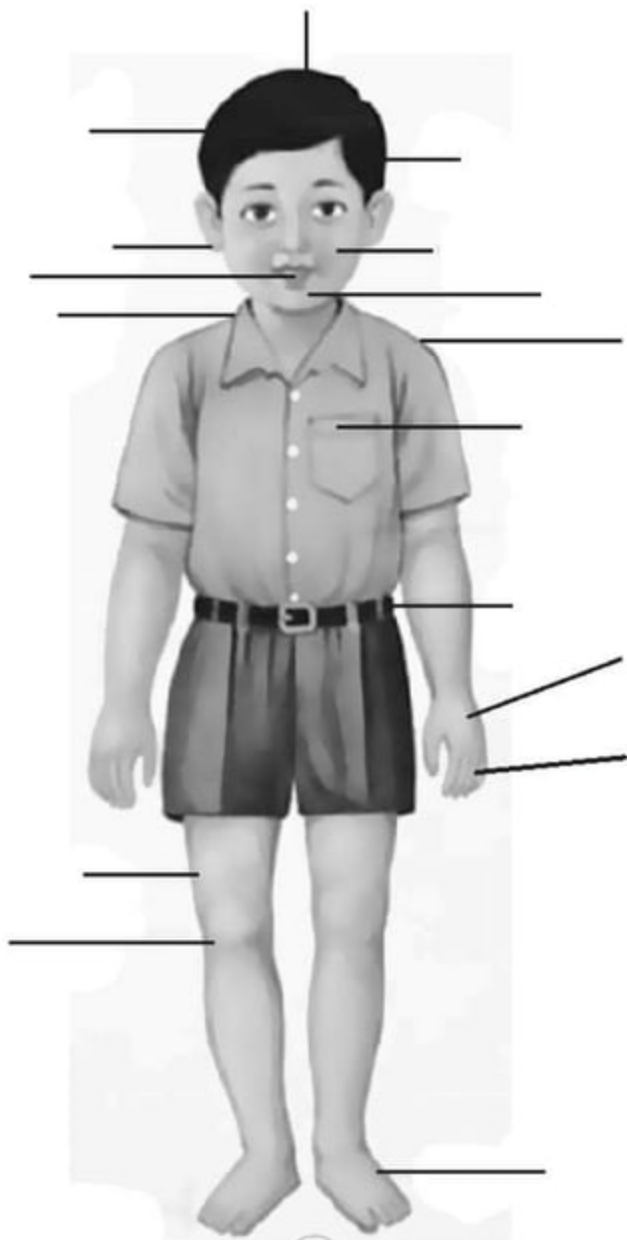
5) Which weather do you like

6) Where is Sana

7) Imran is sick

Q. Label the parts of body.

## Boy



Date: \_\_\_\_\_

نیچے دیئے گئے جانوروں کی آوازیں لکھیے۔

مرغی بولی: \_\_\_\_\_




بلی بولی: \_\_\_\_\_



کبوتر بولا: \_\_\_\_\_



طوطا بولا: \_\_\_\_\_



بکری بولی: \_\_\_\_\_



Date: \_\_\_\_\_

Q. Make drawings of traffic signs you mostly see on the roads.



Date: \_\_\_\_\_

**a. Write in figure.**

---

One thousand four hundred and two

Eight thousand and four hundred

Seven hundred and twelve

Six hundred and thirty seven

Nine hundred and Seventy five

Five thousand one hundred and three

Fifty eight

Eight hundred and forty four

Eight thousand three hundred and seventy seven

Seven thousand seven hundred and seventy seven

Q. Underline the proper nouns in the following sentences.

- 1) Quaid-e-Azam was a great leader.
- 2) Afghanistan is our neighboring country.
- 3) Ali is playing with sana.
- 4) Shah faisal Mosque is very beautiful.
- 5) Octopus has eight legs.

Q. Make sentences.

Fruit

Eat

Happy

Friends

Ants

Q. Fill in the blanks with the correct answer from the bracket.

1. Deer, Monkey and elephant are the animals that live on \_\_\_\_\_.  
(Water, Land)
- 2) Sparrow, pigeon and eagle are \_\_\_\_\_. (animals, birds)
- 3) Fish's bodies are covered with \_\_\_\_\_. (feather, Scales)
- 4) Antennas of insects help them to \_\_\_\_\_. (eat, feel)
- 5) Floating animals are those living in the \_\_\_\_\_. (air, water)

Q. Choose the correct answer from the words given.

gills

habitats

wild

eagles

insects

Desert

- 1) Living places of animals are called \_\_\_\_\_
- 2) Lady bird and butterfly are \_\_\_\_\_
- 3) Fish breathe with their \_\_\_\_\_
- 4) \_\_\_\_\_ live on the mountains
- 5) Camel lives in the \_\_\_\_\_
- 6) Lion is a \_\_\_\_\_ animal

Date : \_\_\_\_\_

## Craft Activity

### Large Graduation Cap Craft

#### Materials Needed:

Poster Board

Paint

Glue

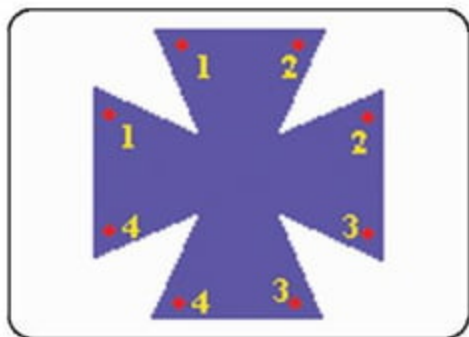
Stapler

Ribbon and yarn



#### Instructions:

Cut 2 squares out of the poster board - make them about 12 inches if you want them to be "wearable" (you might have to experiment with the sizing), or cut them 24 inches if you want to make a large than life decoration! Paint both sides of the poster board squares the school colors (and whatever color you desire). Once they are dry, cut large V shapes in all 4 corners of on of the poster board squares. Like this.



Fold in the edges of each Vs and staple them together (approximately where the red dots are - the numbers go together.. Staple 1 and 1 together, staple 2 and 2 together, etc.) This will be the part of the cap that will go on a head. Put a dab of glue in the center of the square piece of posterboard that you didn't cut. Glue the top of the hat to this board. You now have your almost-completed graduation cap! For the finishing touches you can make a tassel out of ribbon or yarn and gluing it to the center top of the posterboard.

Date: \_\_\_\_\_

نیچے دیے گئے جانوروں کے ناموں میں سے پالتو اور جنگلی جانوروں کو درست فہرست میں لکھئے۔

جنگلی	پالتو
_____	_____
_____	_____
_____	_____
_____	_____
_____	_____
_____	_____

شیر

کتا

خرگوش

بھیڑیا

چیتا

مرغی

رپچھ

بلی

ہاتھی

بکری

بھیڑ

لومڑ





Date: \_\_\_\_\_

Q. Circle all the odd numbers given below

13

6

9

10

17

11

3

8

7

2

5

1



Circle all the even numbers given below

8

19

12

3

4

11

1

5

15

16

7

20





Date : \_\_\_\_\_

Q. Sort and List

Sea Animals    Sky Animals    Land Animals

_____	_____	_____
_____	_____	_____
_____	_____	_____
_____	_____	_____
_____	_____	_____

Owl	Peacock	Donkey	Eagle
Fox	Dolphin	Deer	Shark

Q. Write the animals found on land, water, air.

- |                  |                 |
|------------------|-----------------|
| 1) Ostrich _____ | 5) Parrot _____ |
| 2) Zebra _____   | 6) Fish _____   |
| 3) Octopus _____ | 7) Crow _____   |
| 4) Giraffe _____ | 8) Turtle _____ |

جانوروں کی پسندیدہ چیزیں خالی جگہوں میں لکھیں۔

۱۔ طوطا \_\_\_\_\_ کھاتا ہے۔

(چوری، ہڈی، گھاس)



۲۔ بلی کو \_\_\_\_\_ پسند ہے۔

(دودھ، پانی، چائے)



۳۔ خرگوش کو \_\_\_\_\_ بہت پسند ہے۔

(دودھ، گاجر، بوٹی)



۴۔ گھوڑا \_\_\_\_\_ کھاتا ہے۔

(گھاس، گوشت، کیک)



۵۔ چڑیا \_\_\_\_\_ کھاتی ہے۔

(دانہ، بوٹی، پھل)



Date : \_\_\_\_\_

How to draw a fish?

Follow the given instructions and color it.

---

**1**



Step 1: Draw the outline of the upper body of the Fish.

**2**



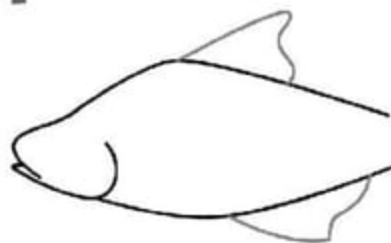
Step 2: Sketch the front of the Fish.

**3**




Step 3: Draw the under belly of the Fish.

**4**



Step 4: Draw the upper and lower fins.

**5**



Step 5: Add the lower front fins and complete the tail section.

**6**



Step 6: Add the eyes and final fin on the body to complete this simple Fish drawing!



Date: \_\_\_\_\_

Q. Who is your best friend? Why is he/she your best friend?  
Write few lines about your friend.



---

---

---

---

---

---

---

---

---

---

Q. Sort out the rules for your class and home and write them in their columns.

1. Walk in line.
2. Do not shout.
3. Do not push.
4. Put things in their proper places.
5. Keep your room clean.
6. Throw garbage in the dustbin.
7. Do not play on the road.
8. Raise your hand before you talk.
9. Always wait for your turn.
10. Go to bed early.
11. Limit TV time.

Home Rules	School Rules

Date: \_\_\_\_\_

**a. Write even numbers between 1 to 21.**



---

---

---

---

---

---



**a. Write odd numbers between 2 to 20**

---

---

---

---

---

---





Date: \_\_\_\_\_

**Q.** What even number comes after?

---



**Q.** What odd number comes after?

---



Q. Write T or F for each of the following.

- 1) Humans and Animals both have legs. ☐
- 2) Parrot is a pet animal. ☐
- 3) Animals take care of others. ☐
- 4) Animals have feathers on their body. ☐
- 5) Animals can think and take care of everyone around. ☐

Date : \_\_\_\_\_

Draw anything you like the most.

---

Date: \_\_\_\_\_

دیئے گئے الفاظ کی مدد سے ”چڑیا گھر کی سیر“ پر مضمون لکھیے۔



Q. The weather is too hot. Find two bowls (not too deep) in your home. Ask mom to help you. Fill one with water and second with some grain or food. Put them outside in a shade. The birds will come and have food and drink water.

## Bird Feeding Station

### What You'll Need:

- Plastic 2-liter bottle (without a base cap)
- Blunt scissors
- Nail
- 12-inch wood dowel
- Strong cord
- Bird seed



Step 1: Soak the bottle in warm water to remove the label.

Step 2: Make sure an adult helps use a nail to carefully poke a hole in each side of the plastic bottle near the bottom for the perch. The holes need to be large enough to fit the dowel.

Step 3: Make a U-shaped cut 2 inches above the perch hole on each side of the bottle. Bend each cut area outward like a little awning.

Step 4: Punch two holes just under the top rim of the bottle for the hanger.

Step 5: Thread a piece of strong cord through the top holes to hang the feeder.

Step 6: Insert the dowel through the perch holes.

Step 7: Fill the feeder with birdseed, and put the cap back on the bottle.

Step 8: Hang the bird feeder outside, and watch the birds eat.

Q. In which city/town/village do you live? How is the weather there? Write some important or special thing about it. Write few lines on Why your home/town/city/village is a special place?

1 \_\_\_\_\_

2 \_\_\_\_\_

3 \_\_\_\_\_

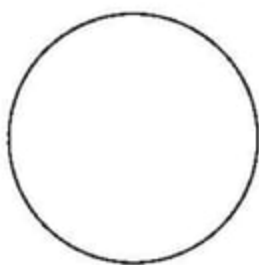
4 \_\_\_\_\_

5 \_\_\_\_\_

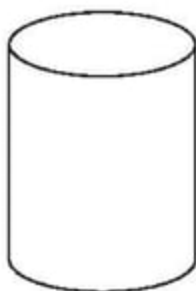
Date: \_\_\_\_\_

**Q. Write the names of each solid shape and color them**

---



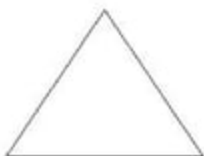
\_\_\_\_\_




\_\_\_\_\_

**a. Write the names of flat shapes and color them**

---



\_\_\_\_\_



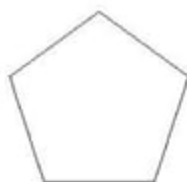
\_\_\_\_\_



\_\_\_\_\_



\_\_\_\_\_




\_\_\_\_\_

Date: \_\_\_\_\_

Q. Do you keep yourself clean? How do you save yourself from germs and diseases? Write few lines about it.



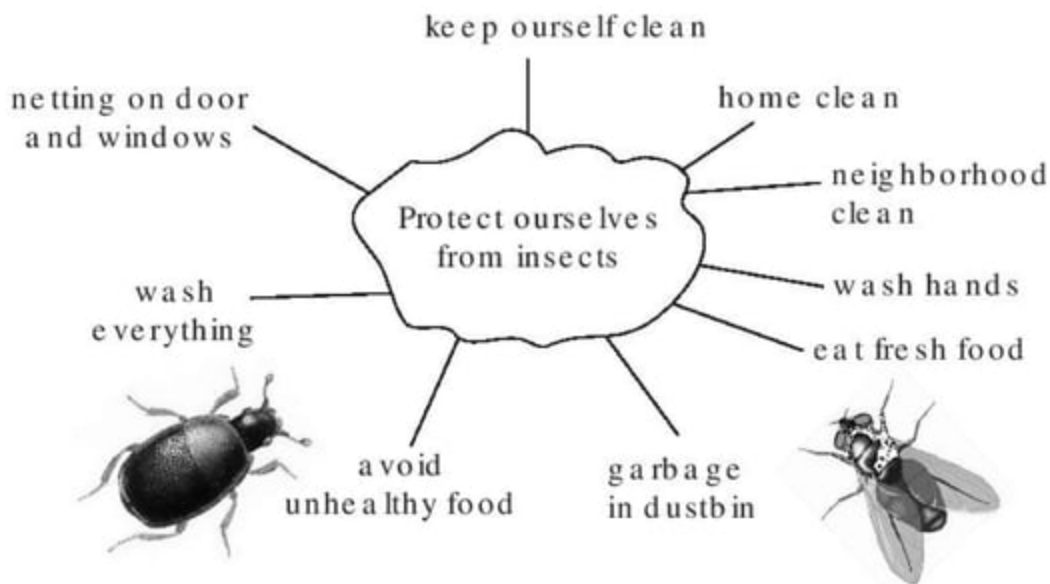
A large rectangular box with rounded corners, containing eight horizontal lines for writing.





Q. How can we protect ourselves from diseases?

- 1) Name the insects that cause diseases.
- 2) Name the diseases.
- 3) Some safety habits we can follow.
- 4) Do you have insect spray in your area?




---



---



---




---



---



---



Date: \_\_\_\_\_



**Q. Name the shapes from the given hints.**

---

1 Curved face and 2 flat circle

1) Circle      2) Cylinder \_\_\_\_\_

4 Triangular faces and 1 square face

1) Square      2) Pyramid \_\_\_\_\_

4 Straight sides all of the same length

1) Triangle      2) Square \_\_\_\_\_

1 Curved edge.

1) Square      2) Circle \_\_\_\_\_

6 Square faces all equal size

1) Cube      2) Square \_\_\_\_\_

Date: \_\_\_\_\_

Q. Cut pictures of roads from the newspaper. Stick them and label them. Now write some famous roads of your city/town or village.



a) Highway (if present)

\_\_\_\_\_

b) Main Roads

\_\_\_\_\_

c) Double Roads

\_\_\_\_\_

d) Bridge (if present)

\_\_\_\_\_

e) What is the condition of these roads?

\_\_\_\_\_

Q . What is the condition of cleanliness in your area?

\_\_\_\_\_

1) Where do you throw garbage?

\_\_\_\_\_

2) Do the garbage truck come in your area?

\_\_\_\_\_

3) Do the sweepers clean the area?

\_\_\_\_\_

4) Is the garbage collected and burned?

\_\_\_\_\_

5) How can we improve the condition of cleanliness?

Date: \_\_\_\_\_

**Q.** Count and write how many Triangles, Squares, Circles, Rectangles are in the box. Draw a robot using these shapes.


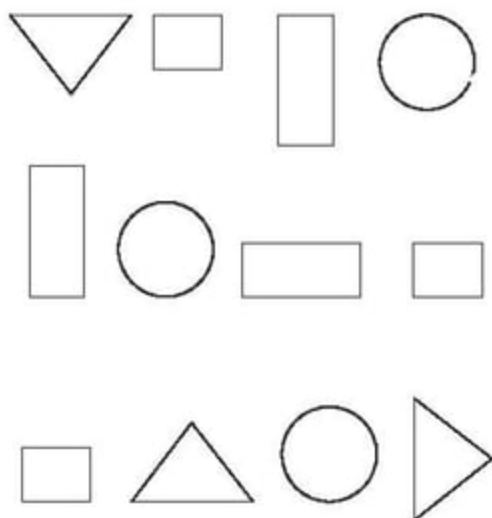
---

Triangles \_\_\_\_\_

Squares \_\_\_\_\_

Circles \_\_\_\_\_

Rectangles \_\_\_\_\_



Q16. Mark ✓ or ✗ for each sentence.

1) We should follow the traffic rules. ☐

2) Cross the road from Zebra crossing. ☐

3) Make a line and wait for your turn. ☐

4) We should ignore our neighbors. ☐

5) Pushing and bullying is right. ☐

6) Don't play and run on the road. ☐

# Butterfly

This exciting workbook makes summer vacation fun for children. It's full of interesting Urdu, English, Science, Islam, Mathematics and Art activities. This workbook has all the concepts of your child's syllabus covered till the start of the summer vacation. There are activities that enhance your child's thinking and creative skills as well.

This workbook includes all important topics from all the subject books of your child. With the help of this book, your child will go back to school better prepared, having reviewed all the important topics of the course during the summer vacation.



## All rights reserved

No part of this book may be reproduced or copied in any form, without the written permission from the EAST. Produced in Pakistan

More than 700 schools are teaching EAST books.

## Head office:

B-28, Block 3 Gulshan-e-Iqbal Karachi.  
021-34990387, + 92 335 2030338  
<http://east.education>

Karachi: 021-34970331, + 92 334 2343488  
Lahore: 042-37111256, + 92 312 4685035  
Islamabad: + 92 333 8752228  
Sialkot: + 92 335 4479245  
Faisalabad: + 92 300 9667645  
Multan: + 92 334 6126479