


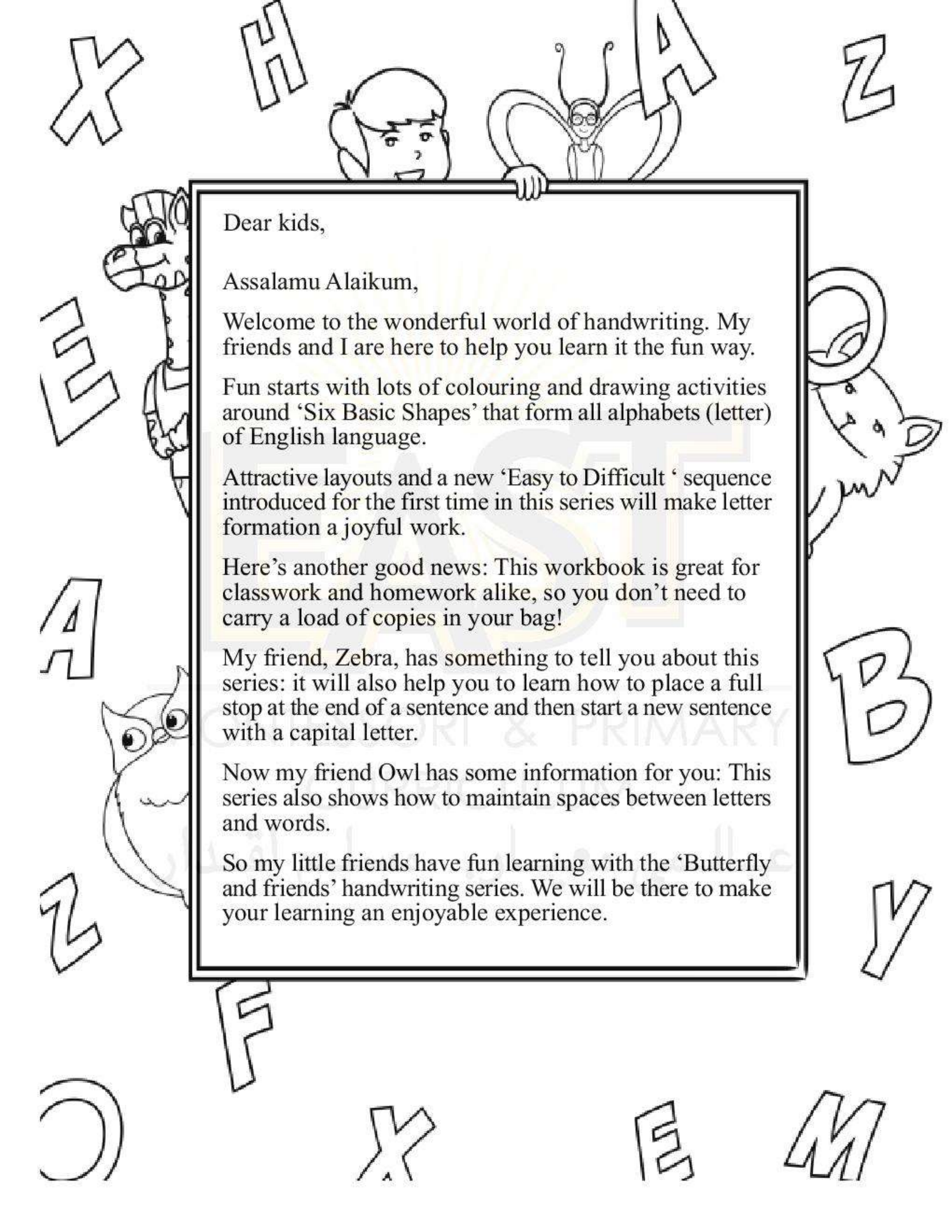
Handwriting Series Pre Year 3





Handwriting Series Pre Year 3



The page is framed by a decorative border. At the top, a boy's head and a butterfly are visible. On the left, a giraffe and an owl peek out. On the right, a cat is visible. Large, stylized letters (X, H, A, Z, E, B, Y, F, M, K, C) are scattered around the border.

Dear kids,

Assalamu Alaikum,

Welcome to the wonderful world of handwriting. My friends and I are here to help you learn it the fun way.

Fun starts with lots of colouring and drawing activities around 'Six Basic Shapes' that form all alphabets (letter) of English language.

Attractive layouts and a new 'Easy to Difficult' sequence introduced for the first time in this series will make letter formation a joyful work.

Here's another good news: This workbook is great for classwork and homework alike, so you don't need to carry a load of copies in your bag!

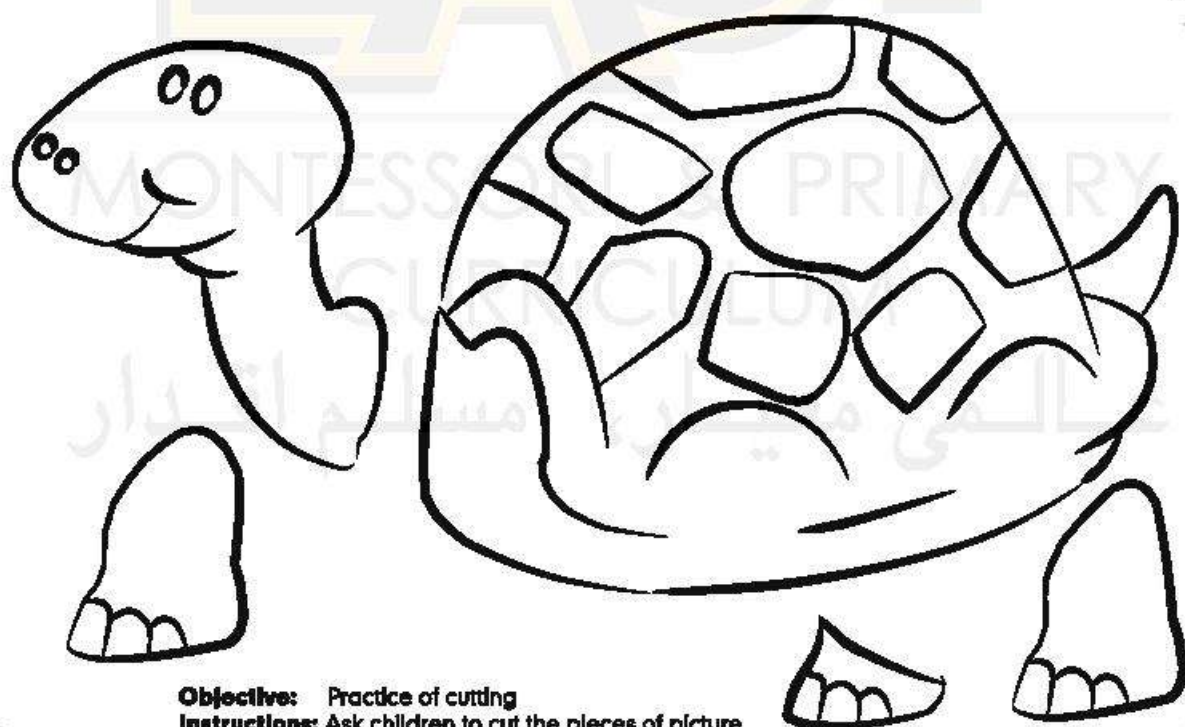

My friend, Zebra, has something to tell you about this series: it will also help you to learn how to place a full stop at the end of a sentence and then start a new sentence with a capital letter.

Now my friend Owl has some information for you: This series also shows how to maintain spaces between letters and words.

So my little friends have fun learning with the 'Butterfly and friends' handwriting series. We will be there to make your learning an enjoyable experience.



Date: _____



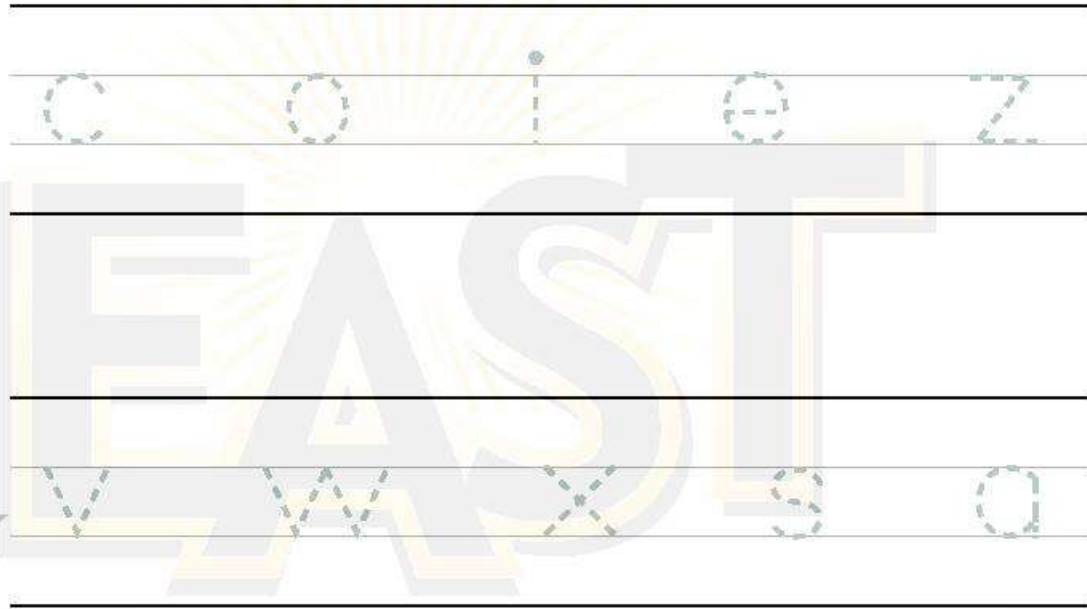
Objective: Practice of cutting

Instructions: Ask children to cut the pieces of picture and paste them in order to make a complete picture.



Date: _____

Grass Letters



MONTESSORI & PRIMARY
CURRICULUM



امی میار، مسالما دار

Objective: Awareness of grass letters.

Instructions: Give plenty of practice on board before introducing this page.



Date: _____



Objective: Practice of a pattern of anti-clockwise and clockwise movements
Instructions: Ask children to trace and draw the movement properly.



circle



write

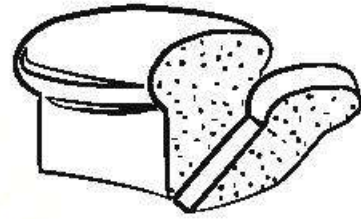


colour


Date: _____




ant



bread



cat



dog

Objective: Practice of placement of letters on lines

Instructions: Ask children to identify and circle the letters which are not written in the proper space and then, ask to write them correctly.



trace



circle



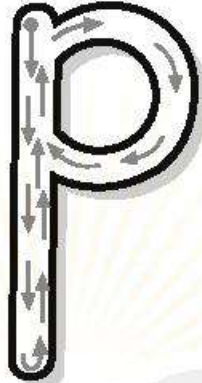
write






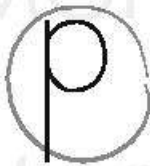


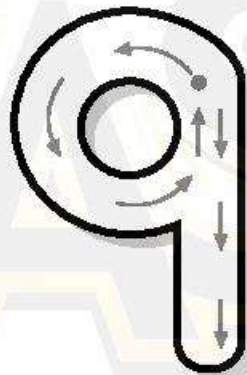
colour

Date: _____

Down you go,
up you run,
bend to the right,
turn and have fun.



Make a 'c',
up you go,
then come down,
swing real slow.

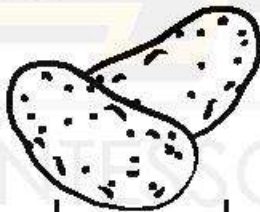
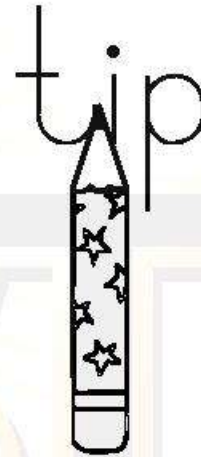


Objective: Practice of special letters

Instructions: Ask children to recognise letter 'p' and digit '9' by their letter rhymes then, ask to trace in hollow letters. For second activity: ask them to circle the correct letter then, write letters on given spaces.



Use your
pencil tip to give
space between the
letters of a word.



potato




carrot

Objective: To manage space between the letters

Instructions: Ask children to use pencil tip or any thin strip of paper to manage spaces between the letters in a word.



Date: _____



Five or six jet
planes quickly
zoomed by the
big tower.

Objective: Practice of letter writing in sentences

Instructions: Tell children this special sentence contains all alphabets. Then ask them to copy the sentence on the next page.



read



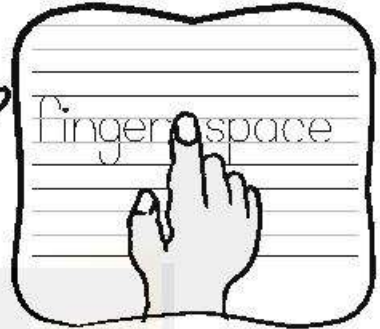
write




colour

Date: _____

Give one finger space between the words in a sentence.



Butterfly
smells flower.




Objective: To manage space between the words in a sentence

Instructions: Ask children to give one finger space between the words in a sentence.



Date: _____



bird lives in a nest

Objective: Use of capital letter and full stop

Instructions: Ask children to capitalize the first letter of a sentence and put full stop at the end.
Also emphasise on managing spaces between letters and words.



Date: _____

Spring

March

April

May

Summer

June

July

August

Autumn

September

October

November

Winter

December

January

February

Spring comes

MONTESSORI & PRIMARY CURRICULUM

عالمية من اجل مساهمة

Objective: Practice of sentence writing

Instructions: Make sentences with help of a given chart. Write sentences on a board and ask children to write in their workbooks.

Contents

Concepts



Introduction of tracing
Introduction of following arrows
Introduction of the joining dots
Introduction of object tracing
Introduction of cutting



Awareness of grass Letters
Awareness of sky Letters
Awareness of root Letters
Practice of a pattern of anti-clockwise and clockwise movements
Introduction of overlapping a line
Practice of overlapping a line



Writing of small and capital 'a'
Writing of small and capital 'b'
Writing of small and capital 'c'
Writing of small and capital 'd'
Practice of placement of letters on lines
Practice of special letters
Writing of small and capital 'e'
Writing of small and capital 'f'
Writing of small and capital 'g'
Writing of small and capital 'h'
Practice of placement of letters on lines
Practice of placement of letters on lines

Page No

Concepts

Page No

Writing of small and capital 'i' 30
Writing of small and capital 'j' 31
Writing of small and capital 'k' 32
Writing of small and capital 'l' 33
Practice of placement of letters on lines 34
Practice of placement of letters on lines 35
Writing of small and capital 'm' 36
Writing of small and capital 'n' 37
Writing of small and capital 'o' 38
Writing of small and capital 'p' 39
Practice of placement of letters on lines 40
Practice of special letters 41
Writing of small and capital 'q' 42
Writing of small and capital 'r' 43
Writing of small and capital 's' 44
Writing of small and capital 't' 45
Practice of special letters 46
Practice of special letters 47
Writing of small and capital 'u' 48
Writing of small and capital 'v' 49
Writing of small and capital 'w' 50
Writing of small and capital 'x' 51
Practice of special letters 52
Practice of special letters 53
Practice of placement of letters on lines 54
Practice of placement of letters on lines 55
Writing of small and capital 'y' 56
Writing of small and capital 'z' 57
Writing of small and capital letters 58-61
Practice of placement of letters on lines 62
To manage space between the letters 63
To manage space between the letters 64
To manage space between the letters 65
Practice of letter writing in sentences 66
Practice of letter writing in sentences 67
To manage space between the words in a sentence 68
To manage space between the words in a sentence 69
Use of capital letter and fullstop 70
Use of capital letter and fullstop 71
Use of capital letter and fullstop 72
Use of capital letter and fullstop 73
Use of capital letter and fullstop 74
Use of capital letter and fullstop 75
Practice of sentence writing 76
Practice of sentence writing 77
Writing sentences properly 78
Writing sentences properly



Handwriting Series Pre Year 3

The unique shape of this workbook series is only one of its salient features. Other is the way in which, stories are used to help children to understand the concepts. The five characters created especially for this series, make learning child friendly. Each workbook of this series follows a scope and sequence of the revised international competency standards.

Within these pages, there are ample opportunities for children to develop their listening, speaking, reading, writing, and arithmetic skill as well.

Children will also enjoy the illustrations beautifully drawn by some of the most renowned artists of the country.

A complete range of teaching and learning aids, as well as teachers training for this series are available from the EAST office near you.



MONTESSORI & PRIMARY
CURRICULUM
عالمی معیار، مسما اقدار

All rights reserved.


No part of this book may be reproduced or copied in any form, without the written permission from the EAST. Produced in Pakistan.

Head office:

B-29, Block-3, Gulshan-e-Iqbal, Karachi.
021-34990387, +92 335 2030338
<http://east.education>

Karachi:	021-34970331, +92 334 2343488
Lahore:	042-37111256, +92 312 4685035
Islamabad:	+92 333 8752228
Sialkot:	+92 335 4479245
Faisalabad:	+92 300 9667645
Multan:	+92 334 6126479

Handwriting Series Pre Year 3



MONTESSORI & PRIMARY
CURRICULUM

عالمي معيار مسلم اقدار

