



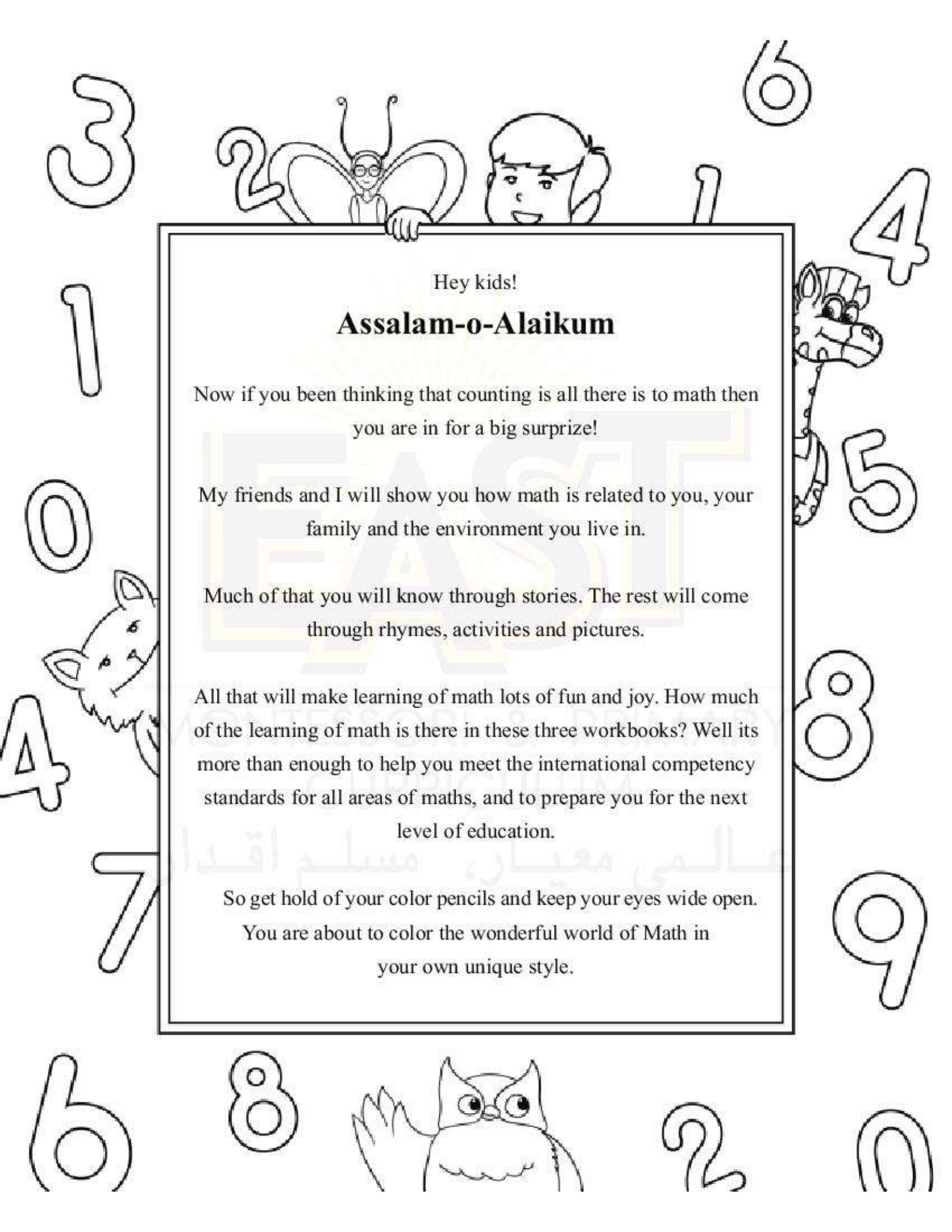
Maths Series Pre Year 1





Maths Series Pre Year 1



The page is decorated with large, stylized numbers (0-9) scattered around the central text box. At the top, a butterfly and a boy's head are visible. On the right, a giraffe is partially shown. At the bottom, an owl is depicted. The central text is enclosed in a rectangular box with a double border.

Hey kids!

Assalam-o-Alaikum

Now if you been thinking that counting is all there is to math then
you are in for a big surprize!

My friends and I will show you how math is related to you, your
family and the environment you live in.

Much of that you will know through stories. The rest will come
through rhymes, activities and pictures.

All that will make learning of math lots of fun and joy. How much
of the learning of math is there in these three workbooks? Well its
more than enough to help you meet the international competency
standards for all areas of maths, and to prepare you for the next
level of education.



So get hold of your color pencils and keep your eyes wide open.

You are about to color the wonderful world of Math in
your own unique style.



Date: _____

Look for the starting point,
come down the line,
touch your spine.



log

Objective: Introduction of number '1' and its value

Instructions: Show children the numeral value and symbol of number 1 and ask them to say the number rhyme as they trace.



read




trace



colour

Date: _____



log




Objective: Practice of number 1

Instructions: Before teaching this page, give plenty of practice of number writing on board, in air, on sand, and on the desk.



Date: _____



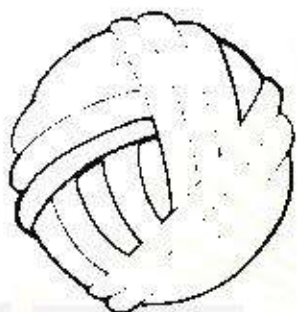
Objective: Introduction of sphere

Instructions: Explain that the objects seen in the picture have similar shape of a sphere.
Ask children about the sphere shaped objects in the classroom.

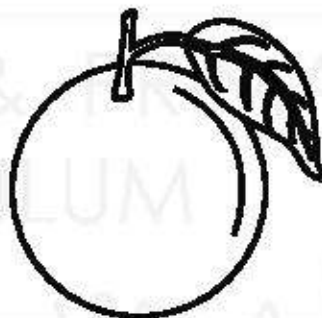


Date: _____

yarn



balloon



orange



ball

Objective: Practice of sphere shape

Instructions: Ask children to identify and match the sphere shaped objects.



Date: _____



Objective: Introduction of sofa set

Instructions: Explain that the objects seen in the picture belongs together, therefore, they make a sofa set.



Date: _____



Objective: Introduction of circle

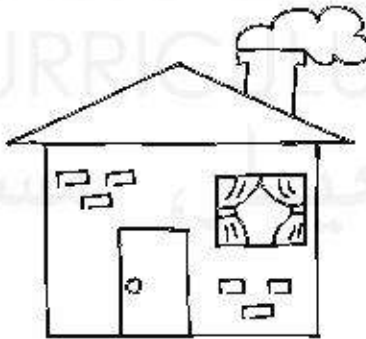
Instructions: Explain that the objects seen in the picture have similar shape of a circle.
Ask children about the circle shaped objects in the classroom.



Date: _____



lemons



house




eggplants

Objective: Practice of numbers from 1 to 3 with the number value

Instructions: Ask children to count the pictures and match them with its number value.
Give them verbal and tracing practice.

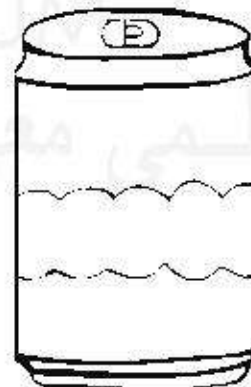
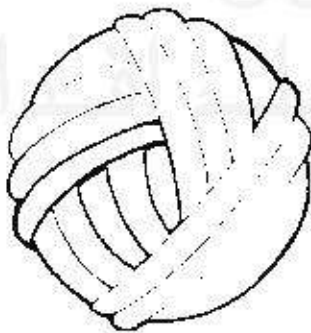


Date: _____



MONTESSORI & PRIMARY

CURRICULUM





Objective: Review of cylinder and sphere

Instructions: Help children to cut the objects carefully and paste them on the respective shape.



Date: _____

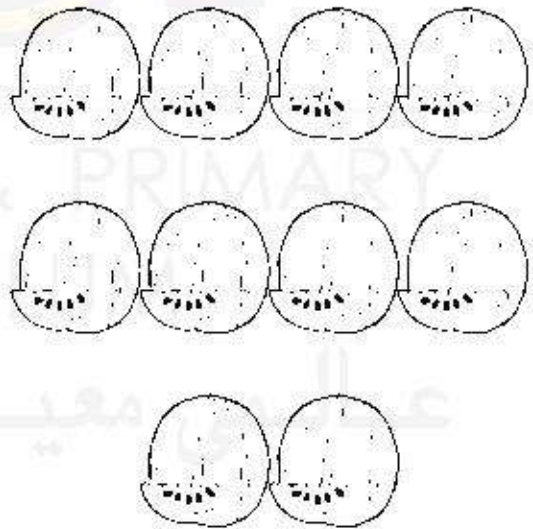
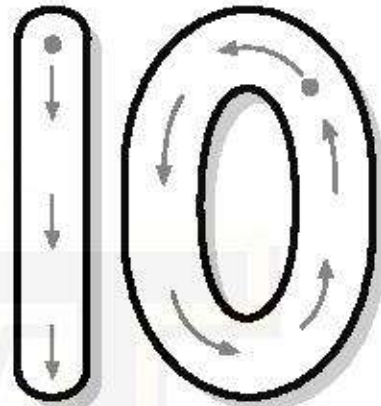
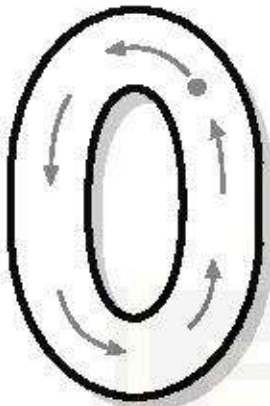


Objective: Introduction of measurement concept.

Instructions: Give sensory exposure of 'big' and 'small'.




Date: _____



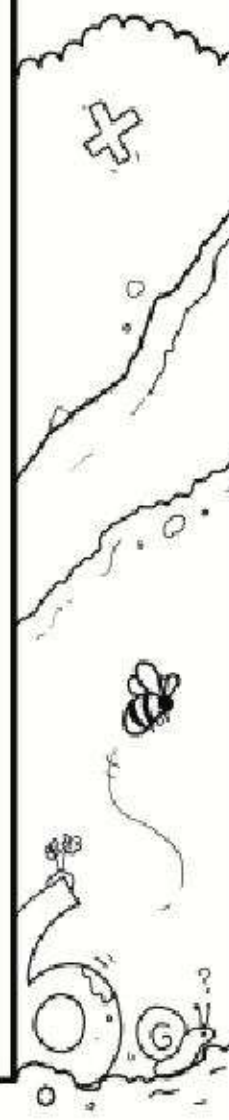

Objective: Review of number of 0 and 10 with the number value

Instructions: Ask children to count the pictures and match them with its number value.
Give them verbal and tracing practice.



Contents

Introduction of characters	01	Practice of numeral value 4, 5, 6	36
Introduction of number '1'	02	Introduction of water set	37
Practice of number '1'	03	Review of cube and cuboid	38
Introduction of sphere	04	Introduction of number '7'	39
Practice of sphere	05	Practice of number '7'	40
Introduction of number '2'	06	Introduction of pyramid	41
Practice of number '2'	07	Practice of pyramid	42
Introduction of cylinder	08	Introduction of triangle	43
Practice of cylinder	09	Introduction of paint set	44
Introduction of sofa set	10	Introduction of 'up' and 'down'	45
Introduction of circle	11	Review of pyramid and triangle	46
Introduction of number '3'	12	Introduction of number '8'	47
Practice of number '3'	13	Practice of number '8'	48
Introduction of tool set	14	Introduction of number '9'	49
Practice of numeral value 1, 2, 3	15	Practice of number '9'	50
Review of cylinder, sphere and circle	16	Review of measurement concepts	51
Review of cylinder and sphere	17	Introduction of jewellery set	52
Introduction of 'big' and 'small'	19	Practice of numeral value 7, 8, 9	53
Introduction of number '4'	20	Review of all solid shapes	54
Practice of number '4'	21	Review of all flat shapes	55
Introduction of cube	22	Introduction of number '0'	56
Practice of cube	23	Practice of number '0'	57
Introduction of square	24	Introduction of number '10'	58
Introduction of tea set	25	Practice of number '10'	59
Introduction of number '5'	26	Review of numeral value 0 and 10	60
Practice of number '5'	27	Introduction of day time 'morning'	61
Practice of numeral value 1 to 5	28	Introduction of day time 'afternoon'	62
Review of number sequence 1 to 5	29	Introduction of day time 'evening'	63
Introduction of cuboid	30	Introduction of day time 'night'	64
Practice of cuboid	31	Practice of counting sequence from 0 to 10	65
Introduction of 'long' and 'short'	32		
Introduction of rectangle	33		
Introduction of number '6'	34		
Practice of number '6'	35		





Math Series Pre Year 1

The unique shape of this workbook series is only one of its salient features. Other is the way in which, stories are used to help children to understand the concepts. The five characters created especially for this series, make learning child friendly. Each workbook of this series follows a scope and sequence of the revised international competency standards.

Within these pages, there are ample opportunities for children to develop their listening, speaking, reading, writing, and arithmetic skill as well.

Children will also enjoy the illustrations beautifully drawn by some of the most renowned artists of the country.

A complete range of teaching and learning aids, as well as teachers training for this series are available from the EAST office near you.

EAST

MONTESSORI & PRIMARY
CURRICULUM
عالمی معیار - مسلم انداز

All rights reserved.

No part of this book may be reproduced or copied in any form, without the written permission from the EAST. Produced in Pakistan.

Head office:

B-29, Block-3, Gulshan-e-Iqbal, Karachi.
021-34990387, +92 335 2030338
<http://east.education>

Karachi:	021-34970331, +92 334 2343488
Lahore:	042-37111256, +92 312 4685035
Islamabad:	+92 333 8752228
Sialkot:	+92 335 4479245
Faisalabad:	+92 300 9667645
Multan:	+92 334 6126479

Maths Series Pre Year 1

EAST

MONTESSORI & PRIMARY
CURRICULUM

المعيارى تعليمى لمرحلة ما قبل اعداد



7 3 8 9
÷ 2 6
9

4
0
+ 7 9 2