


Handwriting Series Pre Year 1






## Handwriting Series Pre Year 1







Dear kids,

Assalamu Alaikum,

Welcome to the wonderful world of handwriting. My friends and I are here to help you learn it the fun way.

Fun starts with lots of colouring and drawing activities around 'Six Basic Shapes' that form all alphabets (letter) of English language.

Attractive layouts and a new 'Easy to Difficult' sequence introduced for the first time in this series will make letter formation a joyful work.

Here's another good news: This workbook is great for classwork and homework alike, so you don't need to carry a load of copies in your bag!

My friend, Zebra, has something to tell you about this series: it will also help you to learn how to place a full stop at the end of a sentence and then start a new sentence with a capital letter.

Now my friend Owl has some information for you: This series also shows how to maintain spaces between letters and words.

So my little friends have fun learning with the 'Butterfly and friends' handwriting series. We will be there to make your learning an enjoyable experience.



Date: \_\_\_\_\_




**Objective:** Introduction of sitting posture

**Instructions:** Ask children to copy the posture while writing.



Date: \_\_\_\_\_




**Objective:** Introduction of pencil holding  
**Instructions:** Show children how to hold pencil properly.






Date: \_\_\_\_\_



**Instructions:** Ask children to follow the direction of arrows and draw a line.



Date: \_\_\_\_\_

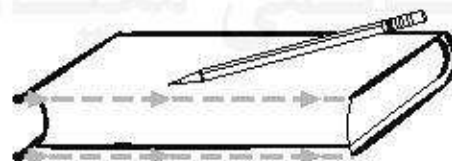



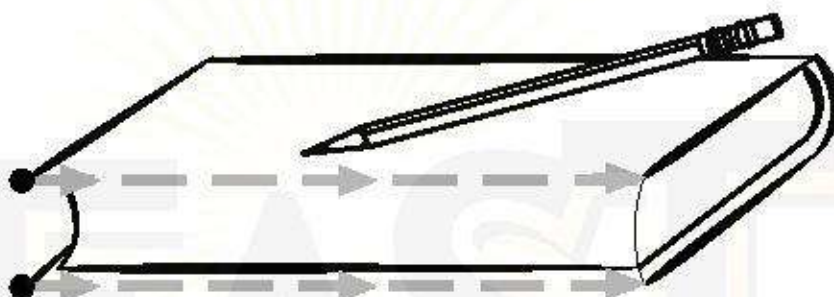


**Objective:** Practice of anti-clockwise movement

**Instructions:** Ask children to trace the correct movement and colour the pictures.



Date: \_\_\_\_\_



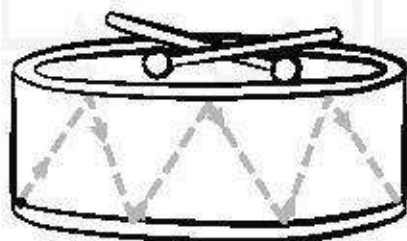
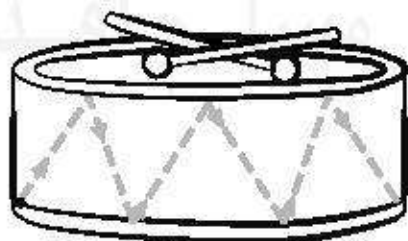
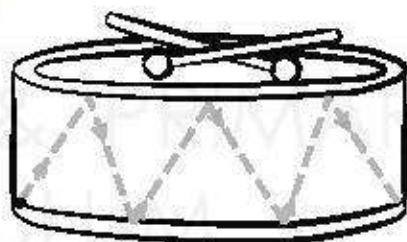
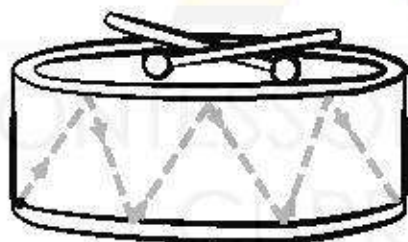
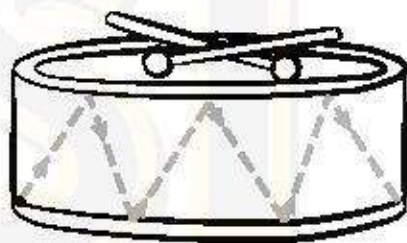
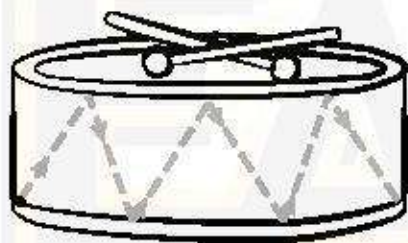
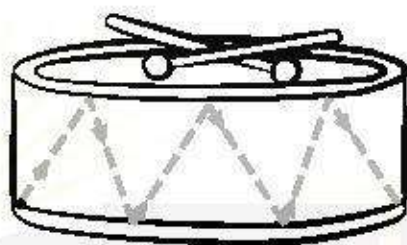
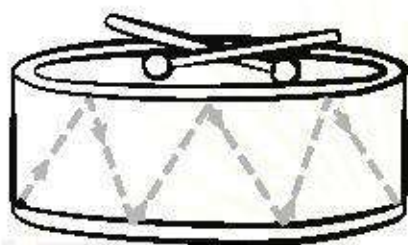
**Objective:** Introduction of horizontal straight lines

**Instructions:** Ask children to trace the correct movement and colour the pictures.





Date: \_\_\_\_\_

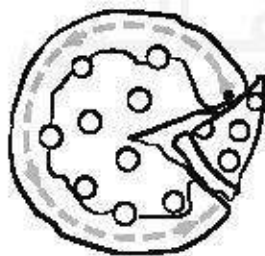
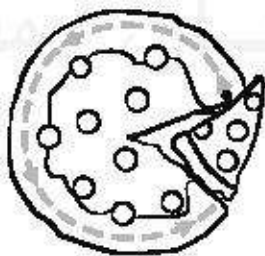
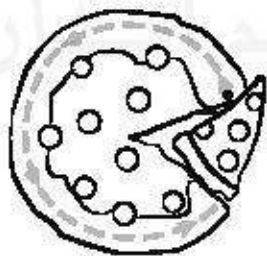
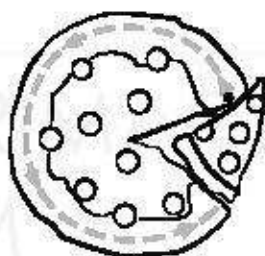
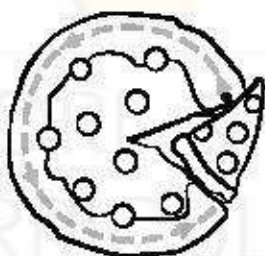
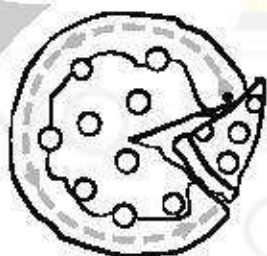
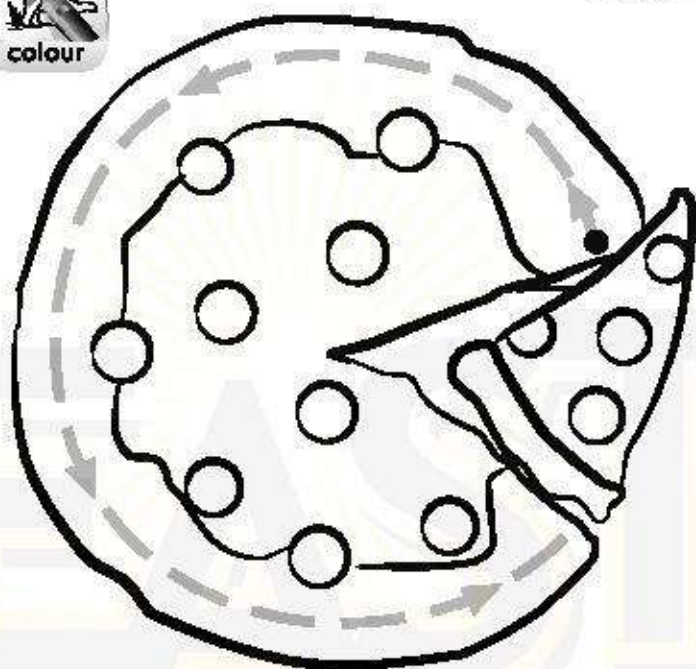


**Objective:** Practice of diagonal lines

**Instructions:** Ask children to trace the correct movement and colour the pictures.



Date: \_\_\_\_\_



**Objective:** Introduction of formation of letter 'c'

**Instructions:** Ask children to try tracing correctly and colour the pictures.



Date: \_\_\_\_\_



Right to left,  
make it round,  
touch the line,  
stop above the ground.



cup



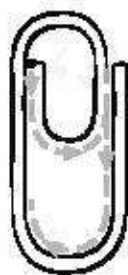
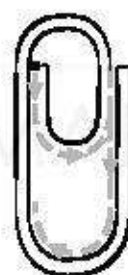
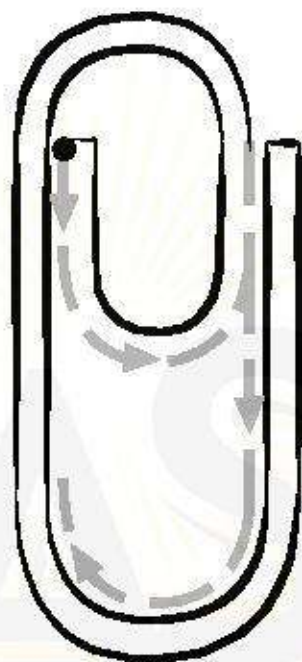
**Objective:** Practice of letter 'c'

**Instructions:** Ask children to try tracing the correct letter formation.





Date: \_\_\_\_\_

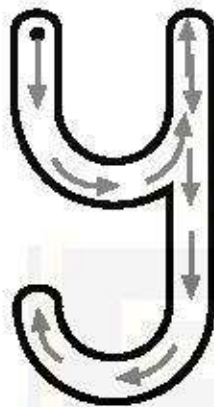


**Objective:** Introduction of formation of letter 'y'


**Instructions:** Ask children to try tracing correctly and colour the pictures.



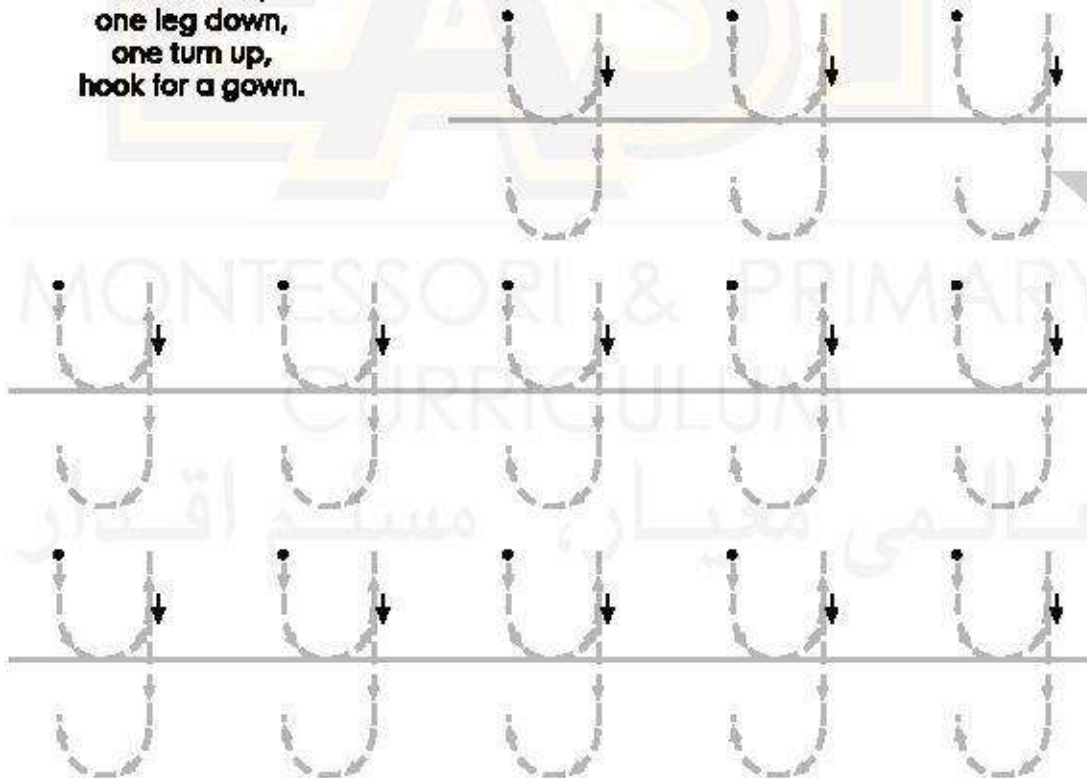
Date: \_\_\_\_\_



Make a 'u',  
one leg down,  
one turn up,  
hook for a gown.



yacht



**Objective:** Practice of letter 'y'

**Instructions:** Ask children to try tracing the correct letter formation.

## Contents

### Concepts

### Page No

### Concepts

### Page No



Sitting Posture	1
Pencil Holding	2
Tracing	3
Following Arrows	4-5
Joining the Dots	6
Cutting	7
Joining the Dots	9



Anti-clockwise Movement	10
Straight (Vertically)	12
Straight (Horizontally)	14
Diagonal lines	16
Pattern (Diagonal)	18
Anti-clockwise and Clockwise Movement	20
Overlapping	22



Formation of Letter 'c'	24
Practice of Letter 'c'	25
Formation of Letter 'o'	26
Practice of Letter 'o'	27
Formation of Letter 'l'	28
Practice of Letter 'l'	29
Formation of Letter 'e'	30
Practice of Letter 'e'	31
Formation of Letter 'z'	32
Practice of Letter 'z'	33
Formation of Letter 'v'	34
Practice of Letter 'v'	35
Formation of Letter 'w'	36
Practice of Letter 'w'	37
Formation of Letter 'x'	38

Practice of Letter 'x'	39
Formation of Letter 's'	40
Practice of Letter 's'	41
Formation of Letter 'a'	42
Practice of Letter 'a'	43
Formation of Letter 'u'	44
Practice of Letter 'u'	45
Formation of Letter 'i'	46
Practice of Letter 'i'	47
Formation of Letter 'n'	48
Practice of Letter 'n'	49
Formation of Letter 'm'	50
Practice of Letter 'm'	51
Formation of Letter 'r'	52
Practice of Letter 'r'	53
Formation of Letter 'k'	54
Practice of Letter 'k'	55
Formation of Letter 'f'	56
Practice of Letter 'f'	57
Formation of Letter 't'	58
Practice of Letter 't'	59
Formation of Letter 'd'	60
Practice of Letter 'd'	61
Formation of Letter 'h'	62
Practice of Letter 'h'	63
Formation of Letter 'b'	64
Practice of Letter 'b'	65
Formation of Letter 'p'	66
Practice of Letter 'p'	67
Formation of Letter 'q'	68
Practice of Letter 'q'	69
Formation of Letter 'j'	70
Practice of Letter 'j'	71
Formation of Letter 'y'	72
Practice of Letter 'y'	73
Formation of Letter 'g'	74
Practice of Letter 'g'	75





## Handwriting Series Pre Year 1

The unique shape of this workbook series is only one of its salient features. Other is the way in which, stories are used to help children to understand the concepts. The five characters created especially for this series, make learning child friendly. Each workbook of this series follows a scope and sequence of the revised international competency standards.

Within these pages, there are ample opportunities for children to develop their listening, speaking, reading, writing, and arithmetic skill as well.

Children will also enjoy the illustrations beautifully drawn by some of the most renowned artists of the country.

A complete range of teaching and learning aids, as well as teachers training for this series are available from the EAST office near you.

**EAST**

MONTESSORI & PRIMARY  
CURRICULUM  
عالمی معیار، مسلم انداز

**All rights reserved.**

No part of this book may be reproduced or copied in any form, without the written permission from the EAST. Produced in Pakistan.

**Head office:**

B-29, Block-3, Gulshan-e-Iqbal, Karachi.  
021-34990387, +92 335 2030338  
<http://east.education>

Karachi:	021-34970331, +92 334 2343488
Lahore:	042-37111256, +92 312 4685035
Islamabad:	+92 333 8752228
Sialkot:	+92 335 4479245
Faisalabad:	+92 300 9667645
Multan:	+92 334 6126479

Handwriting Series Pre Year 1

