

math

essentials

K

Kindergarten

1

+

10

3

2

1

1

2

3

3

1



8



Table of Contents

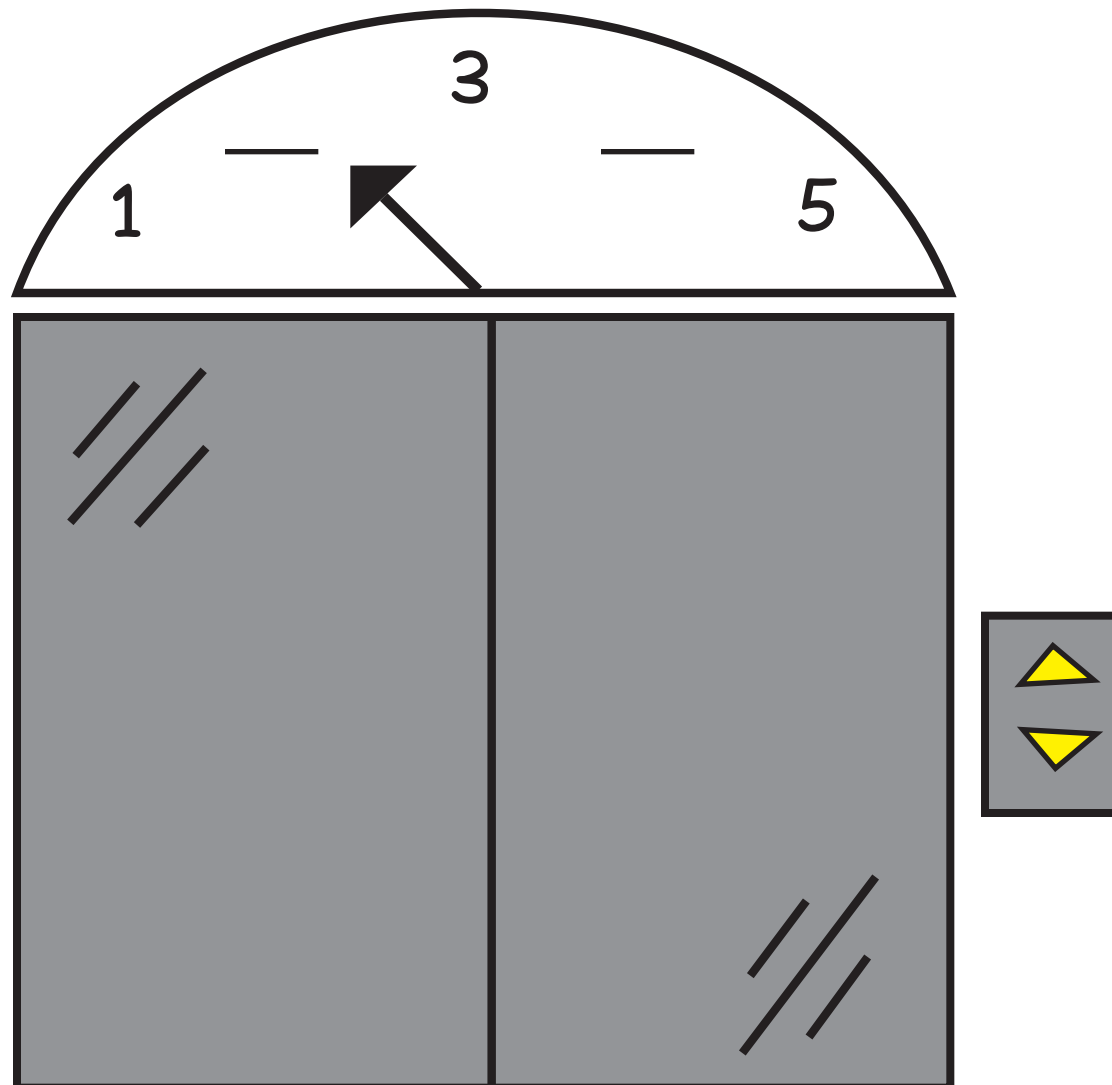
Kindergarten Math Essentials

Missing Numbers: 1-5
Missing Numbers: 5-10
Number Match Up
Connect the Dots: Ice Cream Cone
Help the Grocer Count the Fruit
Which Alien is Taller?
Measure Space
Compare Weights
Sort and Count Fruits
Animal Jumble
Crowded Campground: Counting Campers
Sudoku Colors
Match the Coins
Money Sort
Can You Find the Nickels
My Coin Sorting Graph
Draw to Add
Twinkle, Twinkle Addition
Number Maze 3
Picture Puzzle

Certificate of Completion


Missing Numbers

Fill in the missing numbers on the elevator.



Missing Numbers

Fill in the missing numbers on the caterpillar.



Number Match Up

Draw a line to match each number with the correct group of items.


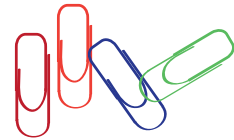

4

7

3

6

2



Now write the numbers that match the words below.

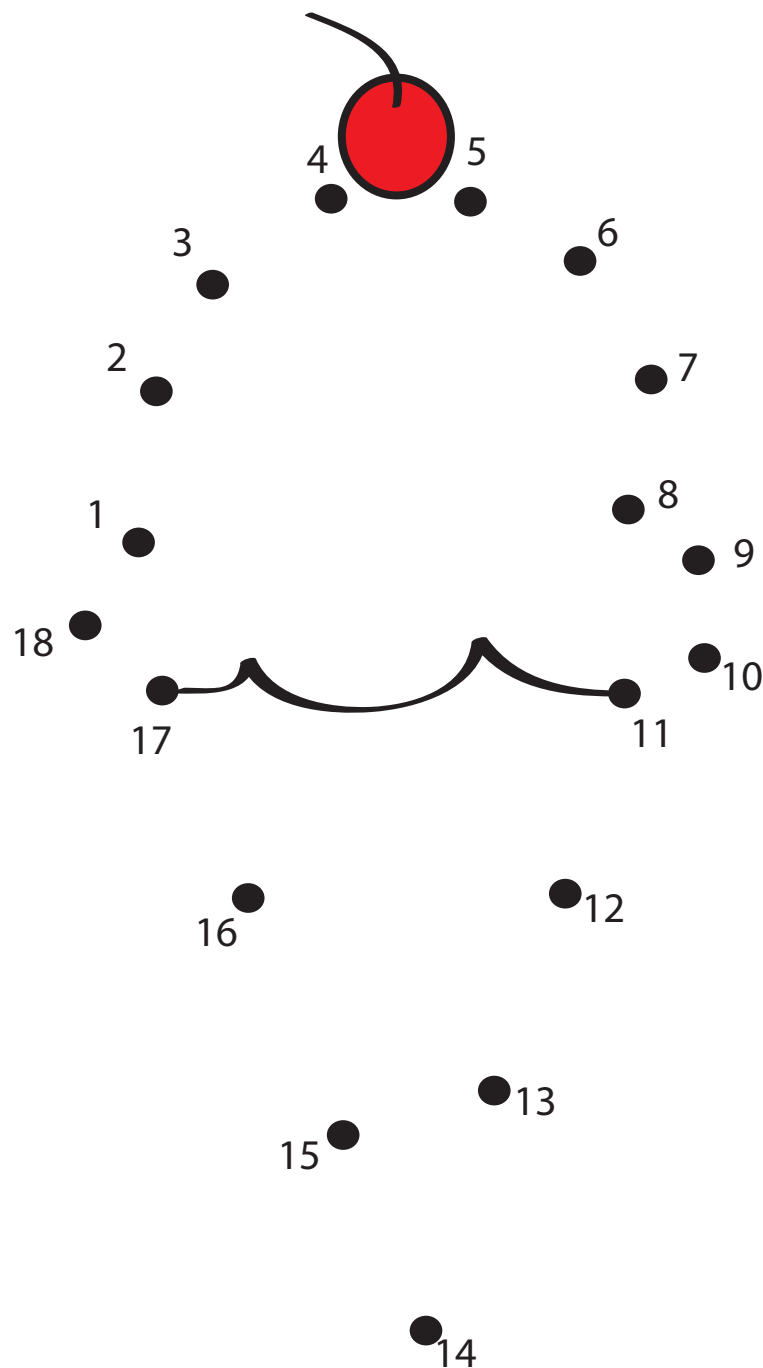
One

Five

Nine


Connect the Dots


Start with the number 1 dot. Connect all the dots in numerical order to discover a picture that starts with the letter I.




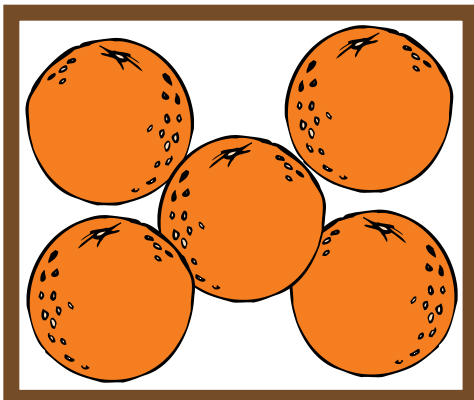
Help the Grocer Count the Fruit


Write the amount of fruit shown in each box.












Which Alien is taller?

Number each Space Alien from tallest to shortest.



A. _____

B. _____

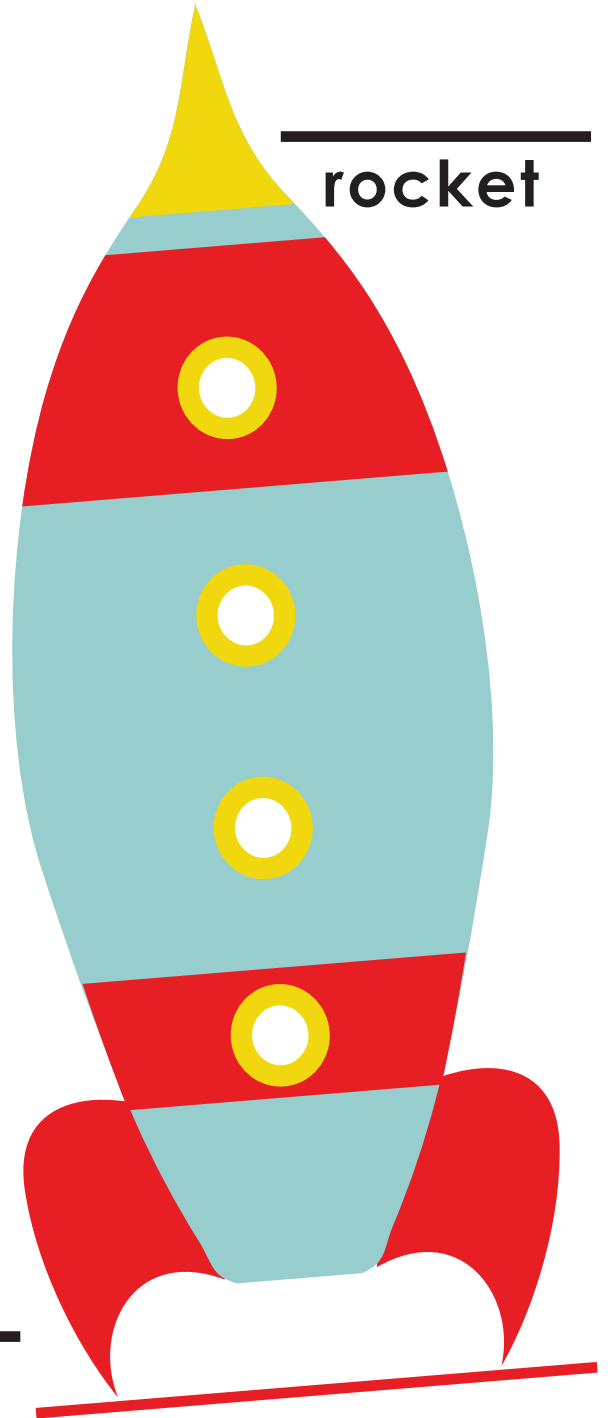
C. _____

MEASURE SPACE


moon



rocket



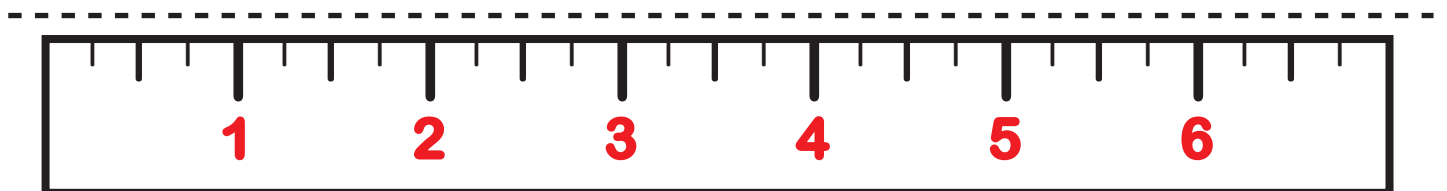
ufo



star



- 1) Cut out the inch ruler
- 2) Measure the width of each object
- 3) Write the width on the lines



COMPARE WEIGHTS


Circle the heaviest object. Draw a square around the lightest object.



BASEBALL



BASKETBALL



BOWLING BALL




GOLF BALL



BOOKCASE




BOOK



PAPER




NOTEPAD



PHOTO



FRAME





CAMERA

Sort And Count Fruits

All the fruits are mixed up. Can you help sort them out by coloring the same fruit in a single color? Then count each type of fruit to find out how many there are, and write the number on the tag.

Parent tip: Ask your child to cross out each fruit as they count.



Animal Jumble

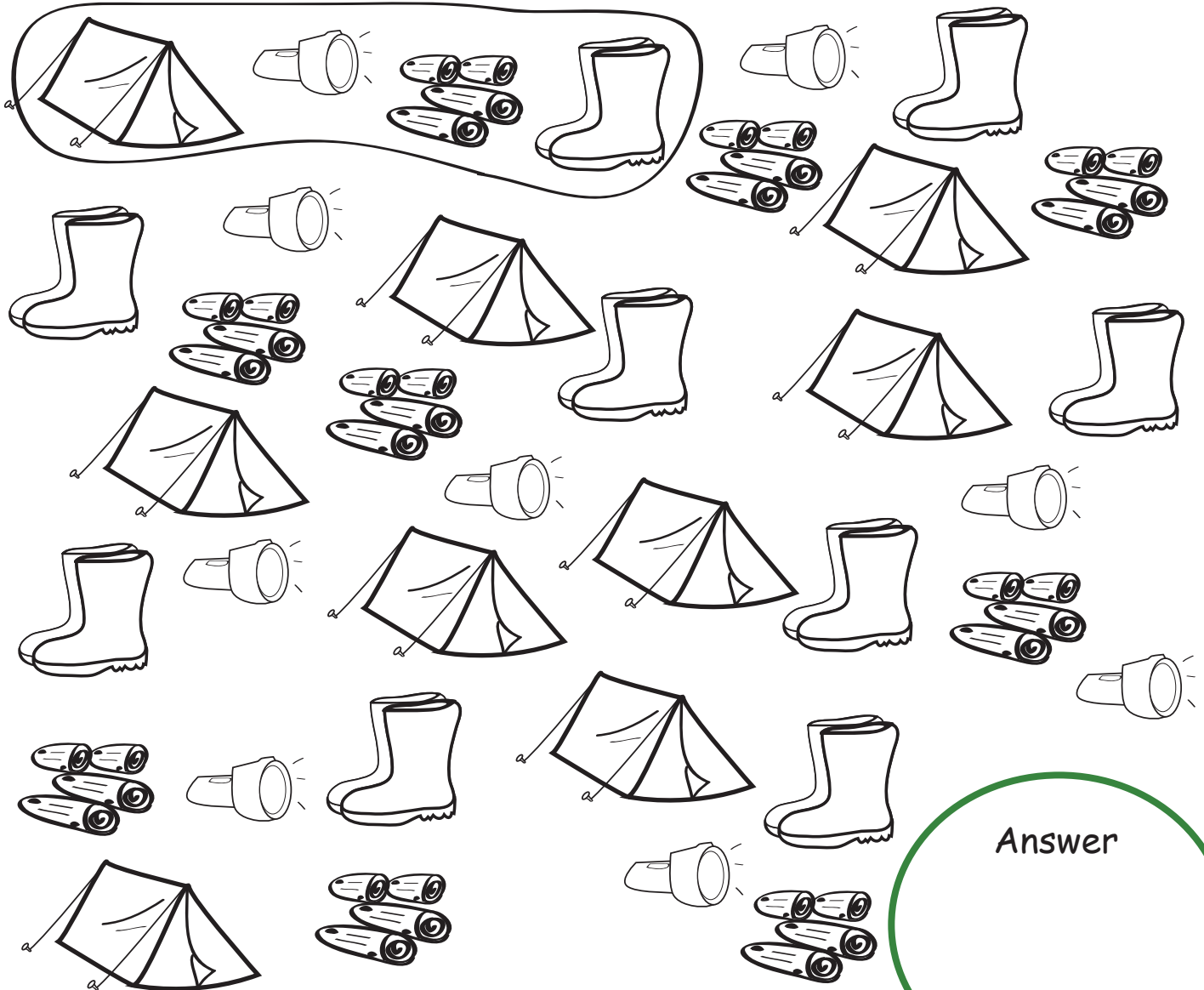
Look at the pictures, then follow the directions below.



1. Draw circles around the rabbits.
2. Draw squares around the monkeys.
3. Cross out the toads.
4. How many dogs are there?
5. How many penguins are there?
6. How many lions are there?
7. How many animals are there in all?

Crowded Campground: Counting Campers

This campsite is crowded! How many campers are there? Each camper needs four items: rainboots, logs, a flash light, and a tent. Group these four items together to find out how many campers are in the camp.



Answer


easy

Sudoku Colors

This is a Sudoku puzzle!

To play, color in the blank squares. Remember: The colors red, blue, green, and yellow each must appear only once in each

row , column , and block .



MATCH THE COINS

Draw a line to connect each coin on the left to its name on the right.



Quarter



Penny






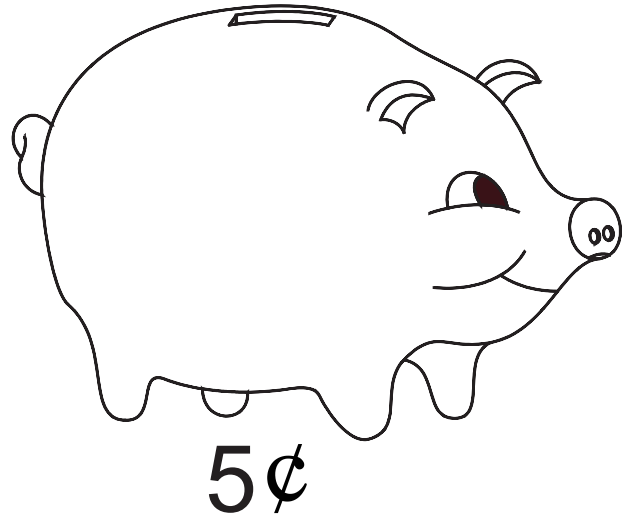
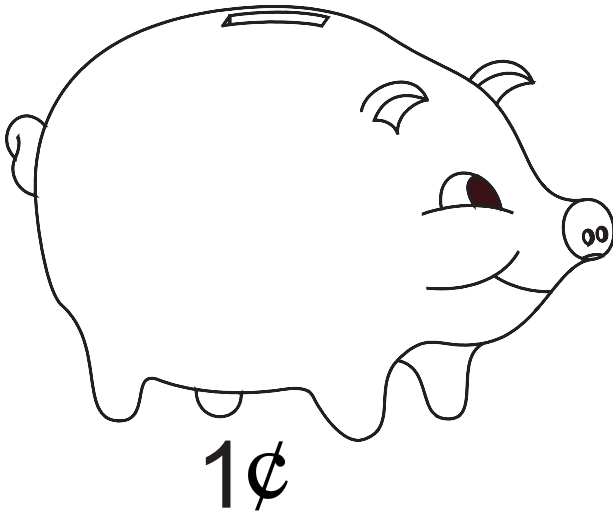
Nickel



Dime


Money Sort

Cut out the coins and glue them into the correct piggy bank.



Can You Find the Nickels?

This coin  is called a **NICKEL**. Circle all of the **NICKELS** in this picture.




How many **NICKELS** did you find? Write the number below.

My Coin Sorting Graph

Look at all the coins the piggy bank has!
Will you help sort all of the different coins?
Cut out the coins on this page and paste
them in the correct column on the graph
on the next page.





1¢	5¢	10¢	25¢
			

Draw to Add


Follow the directions to add more objects.
Then count them up to answer the questions.

Draw 4 more stars.




Now there are _____ stars.

Draw 6 more jellybeans.



Now there are _____ jellybeans.

Draw 2 more envelopes.



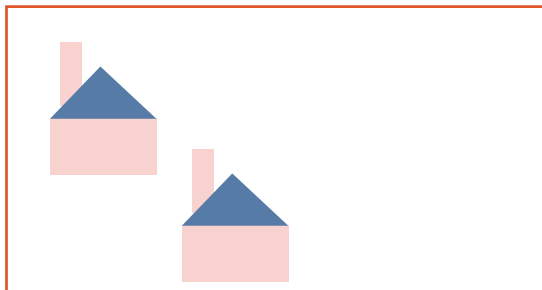
Now there are _____ envelopes.

Draw 3 more donuts.



Now there are _____ donuts.

Draw 1 more house.




Now there are _____ houses.

Twinkle, Twinkle

Addition 

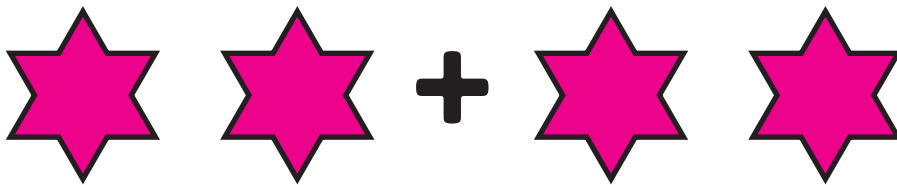
Add together the stars that are in each box and write your answer in the box on the right.

1




$$\begin{array}{r} 3 \\ +2 \\ \hline \end{array}$$

2




$$\begin{array}{r} 2 \\ +2 \\ \hline \end{array}$$

3



$$\begin{array}{r} 3 \\ +4 \\ \hline \end{array}$$

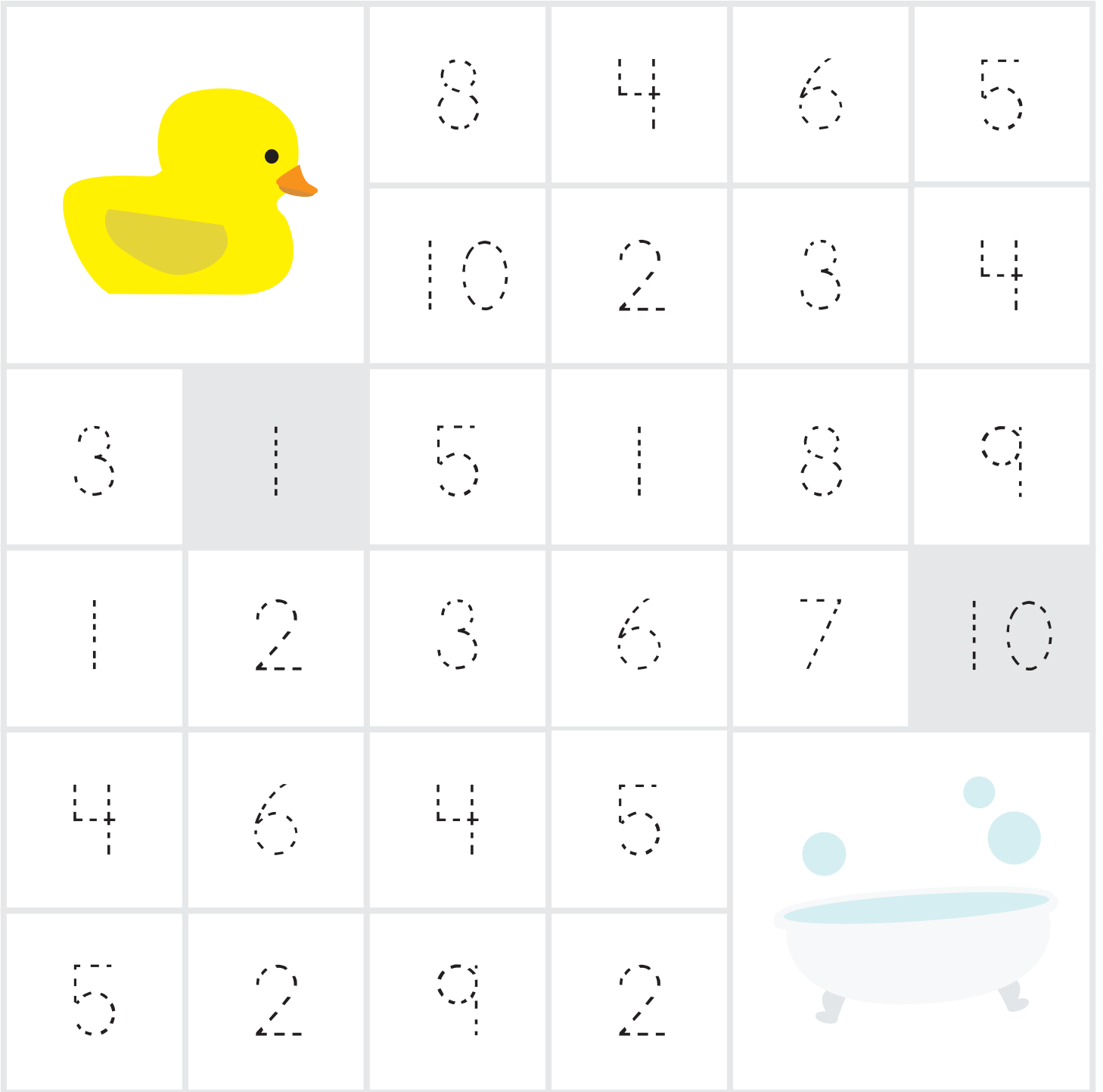
4



$$\begin{array}{r} 4 \\ +1 \\ \hline \end{array}$$

NUMBER MAZE 3

Can you help this rubber ducky take a bath? Draw a path from the rubber ducky to the bath tub by counting from 1 to 10 and tracing the numbers.



Picture Puzzle

Cut out the mixed up picture pieces below and arrange them to look like the correct picture.

