

Name:

Section:

Date:

Teacher:


# TRACING LETTERS

## FRUITS

Trace the beginning letter of the fruits.




A-pple




O-range




B-anana




P-ear




S-trawberry




L-emon



C-herry



G-rapes



W-atermelon

Name:

Section:


Date:

Teacher:

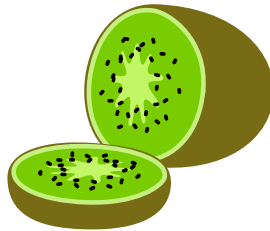
# TRACING LETTERS

## FRUITS


Trace the beginning letter of the fruits.




P lum




K iwi




P omegranate




M elon




C oconut




A pricot



M angoes



L imes



P ineapple

Name:

Section:

Date:

Teacher:

# Fruits Word Search


Find fruits words in the puzzle and write them below the fruits pictures.



\_\_\_\_\_




\_\_\_\_\_




\_\_\_\_\_




\_\_\_\_\_



\_\_\_\_\_



\_\_\_\_\_




\_\_\_\_\_



\_\_\_\_\_



\_\_\_\_\_



\_\_\_\_\_

P	A	P	A	Y	A	C	E	Y
C	U	G	R	A	P	E	S	L
H	M	M	A	P	E	S	E	E
E	A	P	P	L	E	A	Y	M
R	N	U	C	K	O	A	I	O
R	G	J	F	O	I	O	R	N
Y	O	B	A	N	A	N	A	L
O	R	A	N	G	E	Y	J	K

Name:


Section:

Date:

Teacher:

# Our Fruits


Match the fruits with their names by drawing lines.



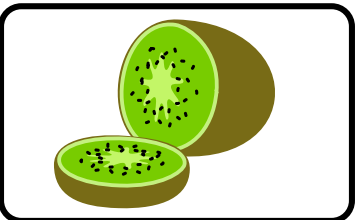
**Lime**




**Grapes**



**Orange**



**Banana**



**Kiwi**

Name:


Section:

Date:


Teacher:

# Our Fruits


Match the fruits with their names by drawing lines.




**Apple**




**Plum**



**Coconut**



**Cherry**



**Mango**

Name:






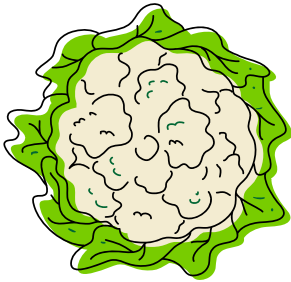
Section:

Date:

Teacher:

# Identify Fruits

Circle at the pictures that are fruits.



Name:





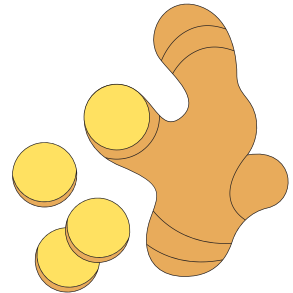



Section:

Date:

Teacher:

# Identify Fruits

Circle at the pictures that are fruits.



Name:





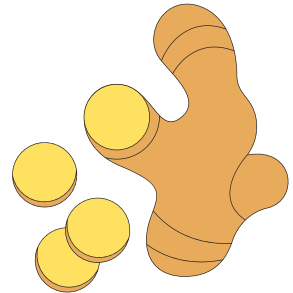



Section:

Date:

Teacher:

# Identify Vegetables

Circle at the vegetables.





Name:

Section:

Date:

Teacher:

# Identify Vegetables

Circle at the vegetables.

