

English Series Pre Year 2





English Series Pre Year 2

Story Writing and Editing

Illustration and Designing

Managing Director

Special Thanks

EAST Research Department

EAST Designing Department

Rayed Afzal

All EAST Staff Members



**This book is prepared according to
"International Common Core Standards."**

All rights reserved.

No part of this book may be reproduced or copied in any form, without the written permission from the EAST. Produced in Pakistan.

More than 850 schools are teaching EAST books.

Head office:

B-29, Block-3, Gulshan-e-Iqbal, Karachi.

021-34990387, +92 335 2030338

<http://east.education>

Karachi:

021-34970331, +92 334 1009838

Lahore:

042-37111256, +92 312 4685035

Islamabad:

+92 343 3552713

Sialkot:

+92 332 8600983

Faisalabad:

+92 321 6677645

Multan:

+92 334 6126479

Gujranwala:

+92 301 8645707

Skardu:

+92 346 8484149

Hyderabad:


+92 336 1863665



Book Cover Designed by
NAQQASH Concepts & Designs



English Series Pre Year 2





Breakfast Time

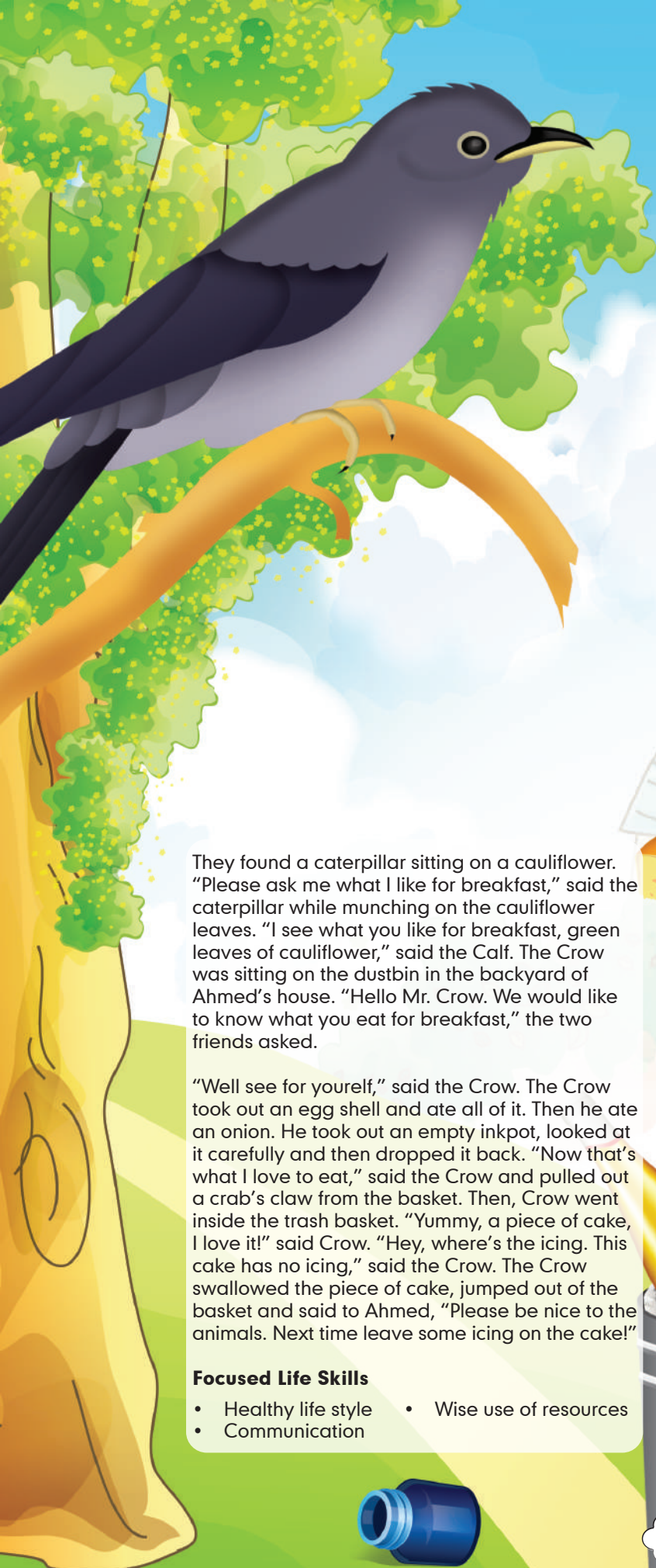


Calf, Cow and Ox had breakfast. Ahmed came over to play with the Calf. "I had omelette. What you had for breakfast?" asked Ahmed. "I had some corn. What's an omelette?" asked the Calf. "It's made of eggs and onions," said Ahmed. "Let's go and ask other animals what they like for breakfast," said the Calf. Ahmed said, "We can first ask Cuckoo and Crow." They went under the orange tree.

Crow was not there. But they found the Cuckoo. "What do you like for breakfast Cuckoo?" they asked. "Coo, Coo, I like insects," replied Cuckoo. Ahmed and the Calf didn't like the idea of eating insects. Cuckoo said, "Now if you don't like what I eat for breakfast then wait till I tell you what Mr. Owl likes to eat. Owl eats rats, the big, fatty rats!" "Yuck. Thank you Mr. Cuckoo," said the two and went looking for the crow.

Objective: Awareness of the beginning sounds 'c', 'o', 'i', and 'e'

Instructions: First, show the picture from the book to children; then, tell the names and introduce the characters. Next tell the story in an interesting way.



They found a caterpillar sitting on a cauliflower. "Please ask me what I like for breakfast," said the caterpillar while munching on the cauliflower leaves. "I see what you like for breakfast, green leaves of cauliflower," said the Calf. The Crow was sitting on the dustbin in the backyard of Ahmed's house. "Hello Mr. Crow. We would like to know what you eat for breakfast," the two friends asked.

"Well see for yourself," said the Crow. The Crow took out an egg shell and ate all of it. Then he ate an onion. He took out an empty inkpot, looked at it carefully and then dropped it back. "Now that's what I love to eat," said the Crow and pulled out a crab's claw from the basket. Then, Crow went inside the trash basket. "Yummy, a piece of cake, I love it!" said Crow. "Hey, where's the icing. This cake has no icing," said the Crow. The Crow swallowed the piece of cake, jumped out of the basket and said to Ahmed, "Please be nice to the animals. Next time leave some icing on the cake!"


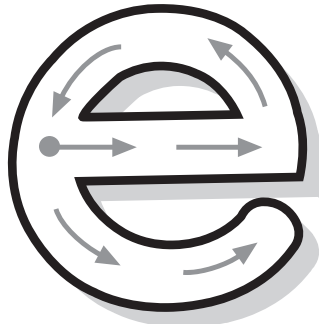
Focused Life Skills

- Healthy life style
- Wise use of resources
- Communication


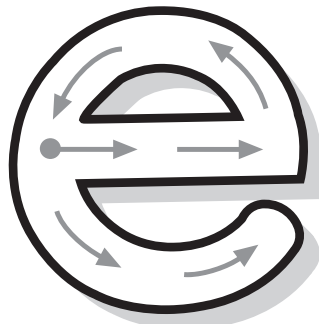
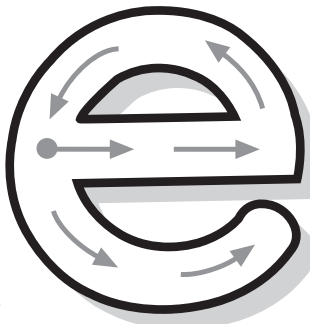





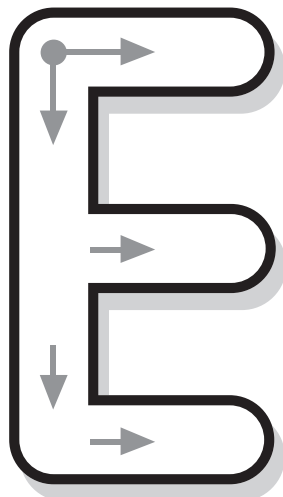
Date: _____



egg



elephant



envelope

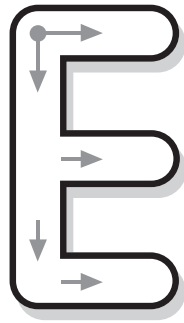
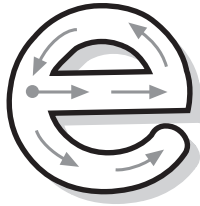
First go straight,
then you turn,
twist to the right,
then a little turn.

Objective: Introduction of 'e' sound with its name 'E'.

Instructions: Ask children to sing the letter rhyme, while tracing the letter; then, ask to colour the pictures.



Date: _____



Handwriting practice lines for the letter 'e' and 'E'. Each row consists of three horizontal lines (top, middle, bottom). The first row contains six dashed lowercase 'e's for tracing, each with a starting dot and arrows. The second row contains six starting dots for independent lowercase 'e' writing. The third row contains six starting dots for independent lowercase 'e' writing. The fourth row contains six dashed uppercase 'E's for tracing, each with a starting dot and arrows. The fifth row contains six starting dots for independent uppercase 'E' writing. The sixth row contains six starting dots for independent uppercase 'E' writing.

Objective: Identification and practice of sound 'e'.

Instructions: Before teaching this page, give plenty of practice of letter writing in air, on sand, on the desk and on board.



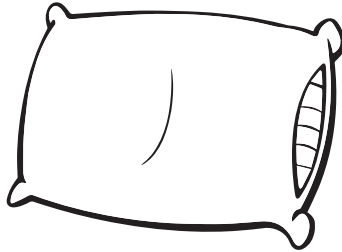
Date: _____




heavy




light



soft



hard



clean



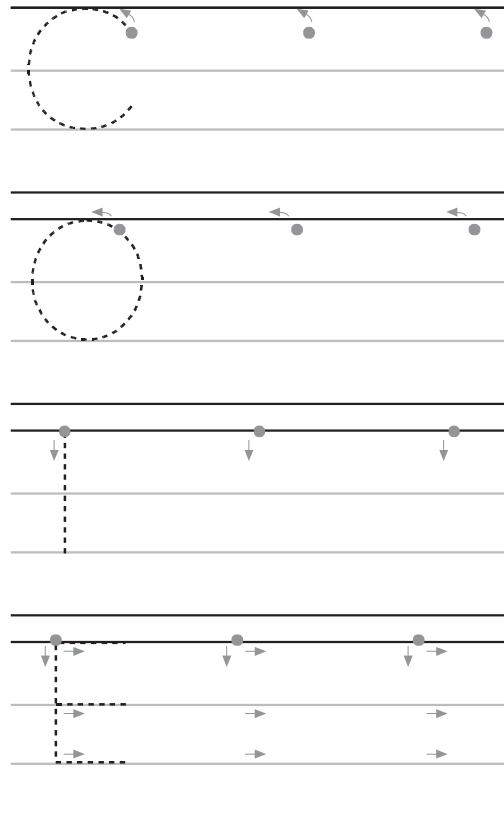
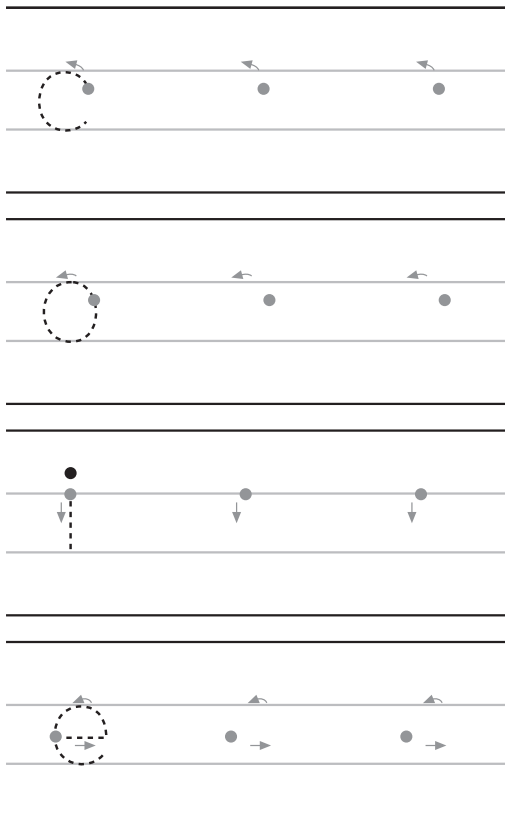
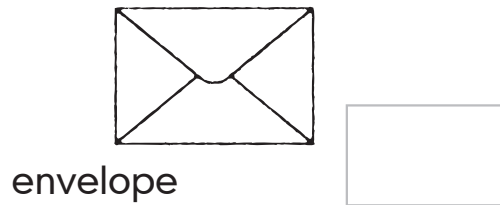

dirty

Objective: Introduction of opposites

Instructions: Before teaching this page, give sensory exposure of opposites.



Date: _____

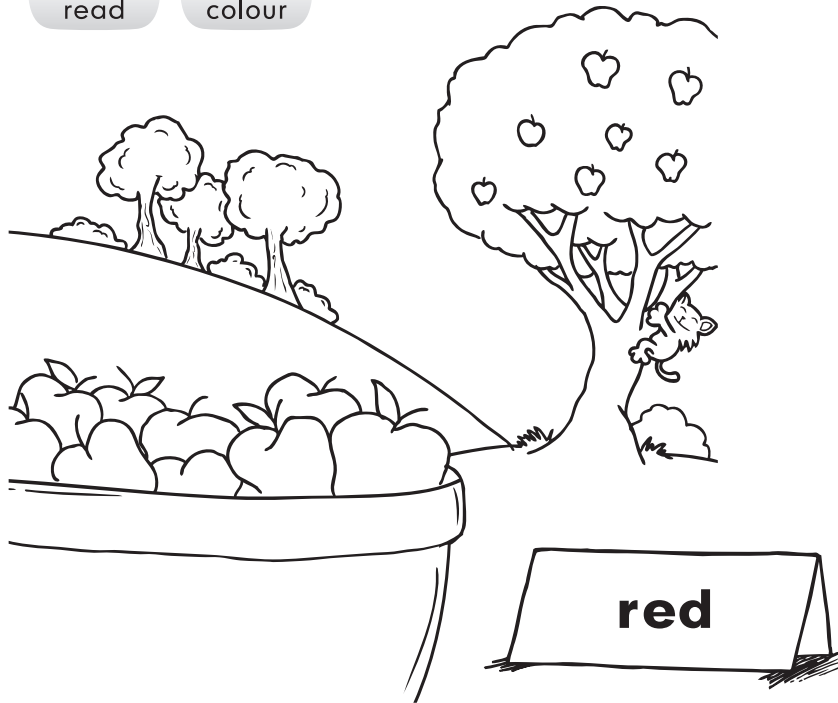


Objective: Review of 'c', 'o', 'i' and 'e' sound.


Instructions: Ask beginning sounds of the given pictures; then, ask to write them.



Date: _____




tomato



strawberry



apple



blue whale



blue ink



blueberry

Objective: Introduction of red and blue colour


Instructions: Before teaching this page, give sensory exposure of blue colour.



Date: _____



walking



writing



eating



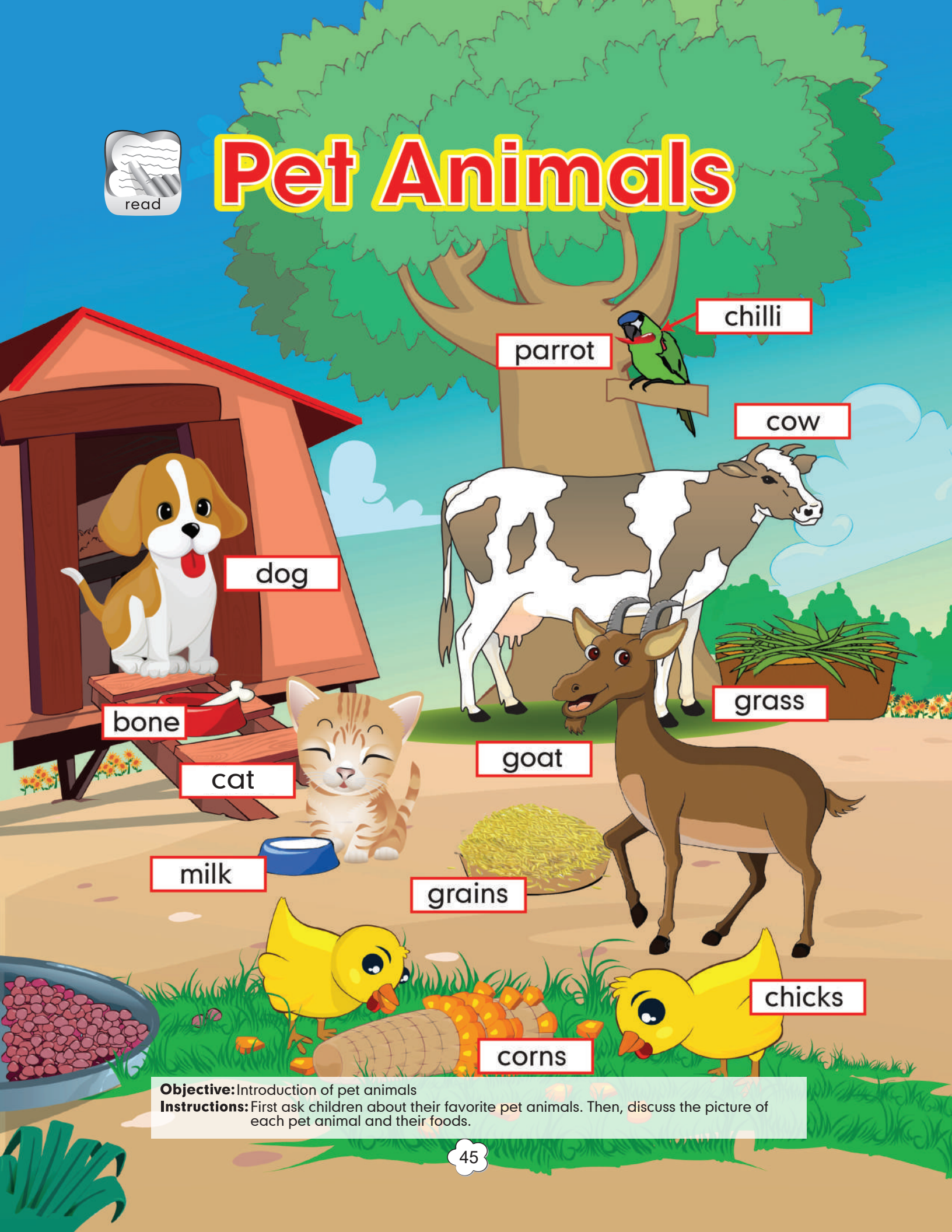
reading

Objective: Introduction of action words.

Instructions: First, show how to do these actions; then, ask children to do them.



Pet Animals



chilli

parrot

cow

dog

bone

cat

milk

goat

grass

grains

chicks

corns

Objective: Introduction of pet animals


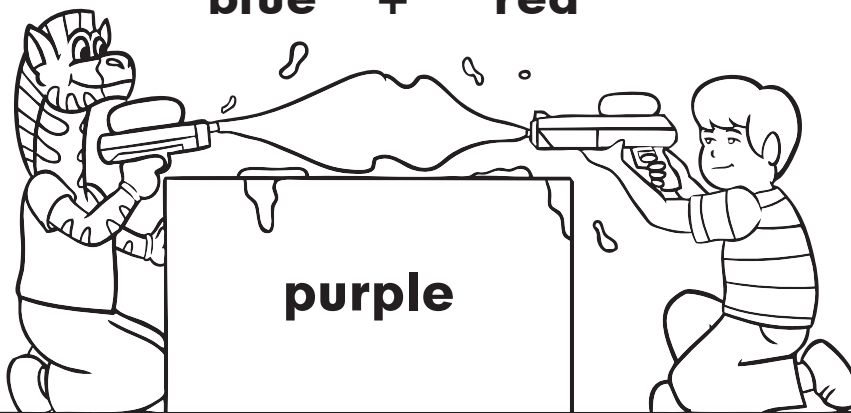
Instructions: First ask children about their favorite pet animals. Then, discuss the picture of each pet animal and their foods.



Date: _____

Magic of colours

blue + red



grapes



jamun



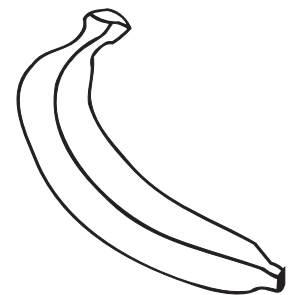
eggplant



mango



lemon



banana

yellow

Objective: Introduction of purple and yellow colour

Instructions: Before teaching this page, give sensory exposure of yellow colour.



Date: _____

Grass Letters



c o i e z v w x

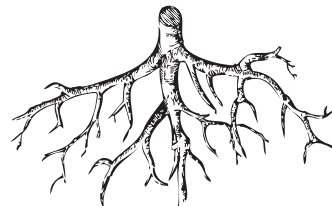
s a u r n m

Sky Letters



l k f t d h b

Root Letters




p q j y g

Objective: Awareness of grass, sky, and root letters

Instructions: Give plenty of practice on board before introducing this page.



Date: _____

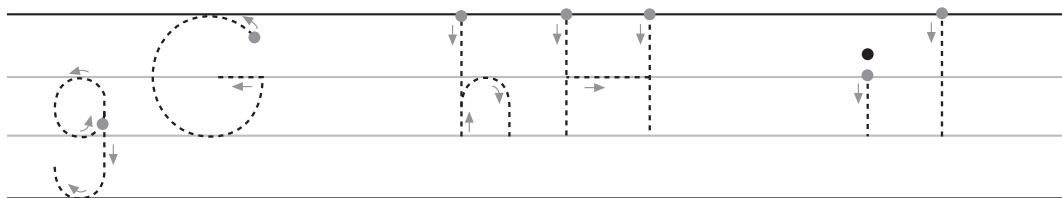
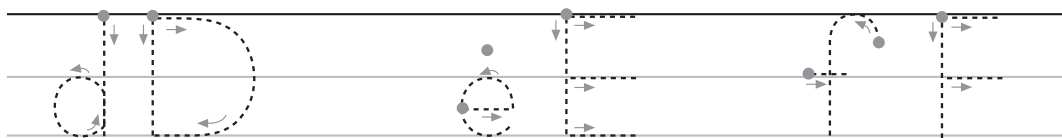
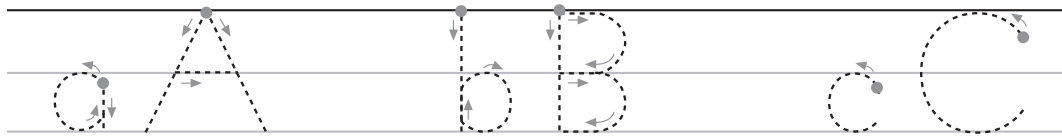


Objective: Letter writing in sequence

Instructions: Before teaching this page, introduce letter name along with letter sound, for example: the sound is 'buh' and the name is 'bee'. Sing 'abc song' with children.



Date: _____




Objective: Small and capital Letters writing in sequence

Instructions: Before teaching this page, introduce letter name along with letter sound, for example: the sound is 'buh' and the name is 'bee'. Sing 'abc song' with children.




Date: _____



A big truck.




A tall zebra.



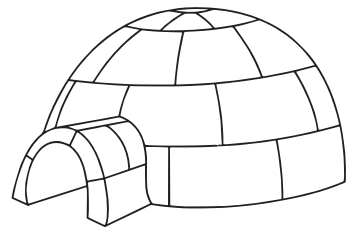
A sad kitten.



A small goat.



A happy dog.



A clean igloo.

d__g

s__d

goa__

A _____ truck.

A _____ kitten.

A _____ zebra.


A _____ goat.

Objective: Read and write simple sentences.

Instructions: Ask children to read and complete the sentences.



Date: _____



Flower **is** red.



Jamun **is** purple.



Pumpkin **is** orange.



Leaf **is** green.



Inkpot **is** blue.



Mango **is** yellow.

jam__n

gre__n

inkp__t

_____ is yellow.

_____ is purple.

Pumpkin ____ orange.

Flower is _____.

Objective: Read and write simple sentences.

Instructions: Ask children to read and complete the sentences.



Contents

Awareness of the beginning sounds _ _ _ _ _	01	Introduction of sound "l" _ _ _ _ _	50
Introduction of sound "c" _ _ _ _ _	03	Identification and Practice of sound "l" _ _ _ _ _	51
Identification and Practice of sound "c" _ _ _ _ _	04	Introduction of sound "k" _ _ _ _ _	52
Introduction of sound "o" _ _ _ _ _	05	Identification and Practice of sound "k" _ _ _ _ _	53
Identification and Practice of sound "o" _ _ _ _ _	06	Introduction of sound "f" _ _ _ _ _	54
Introduction of sound "i" _ _ _ _ _	07	Identification and Practice of sound "f" _ _ _ _ _	55
Identification and Practice of sound "i" _ _ _ _ _	08	Introduction of sound "t" _ _ _ _ _	56
Introduction of sound "e" _ _ _ _ _	09	Identification and Practice of sound "t" _ _ _ _ _	57
Identification and Practice of sound "e" _ _ _ _ _	10	Review of sounds _ _ _ _ _	58
Introduction of opposites _ _ _ _ _	11	Introduction of Orange colour _ _ _ _ _	59
Review of sounds _ _ _ _ _	12	Awareness of the beginning sounds _ _ _ _ _	60
Awareness of the beginning sounds _ _ _ _ _	13	Introduction of sound "d" _ _ _ _ _	62
Introduction of sound "z" _ _ _ _ _	15	Identification and Practice of sound "d" _ _ _ _ _	63
Identification and Practice of sound "z" _ _ _ _ _	16	Introduction of sound "h" _ _ _ _ _	64
Introduction of sound "v" _ _ _ _ _	17	Identification and Practice of sound "h" _ _ _ _ _	65
Identification and Practice of sound "v" _ _ _ _ _	18	Introduction of sound "b" _ _ _ _ _	66
Introduction of sound "w" _ _ _ _ _	19	Identification and Practice of sound "b" _ _ _ _ _	67
Identification and Practice of sound "w" _ _ _ _ _	20	Theme Food _ _ _ _ _	68
Introduction of sound "x" _ _ _ _ _	21	Review of sounds _ _ _ _ _	69
Identification and Practice of sound "x" _ _ _ _ _	22	Introduction of Green colour _ _ _ _ _	70
Theme My family _ _ _ _ _	23	Awareness of the beginning sounds _ _ _ _ _	71
Action Words _ _ _ _ _	24	Introduction of sound "p" _ _ _ _ _	73
Review of sounds _ _ _ _ _	25	Identification and Practice of sound "p" _ _ _ _ _	74
Introduction of Red and Blue colour _ _ _ _ _	26	Introduction of sound "q" _ _ _ _ _	75
Awareness of the beginning sounds _ _ _ _ _	27	Identification and Practice of sound "q" _ _ _ _ _	76
Introduction of sound "s" _ _ _ _ _	29	Introduction of sound "j" _ _ _ _ _	77
Identification and Practice of sound "s" _ _ _ _ _	30	Identification and Practice of sound "j" _ _ _ _ _	78
Introduction of sound "a" _ _ _ _ _	31	Introduction of sound "y" _ _ _ _ _	79
Identification and Practice of sound "a" _ _ _ _ _	32	Identification and Practice of sound "y" _ _ _ _ _	80
Introduction of sound "u" _ _ _ _ _	33	Introduction of sound "g" _ _ _ _ _	81
Identification and Practice of sound "u" _ _ _ _ _	34	Identification and Practice of sound "g" _ _ _ _ _	82
Introduction of sound "r" _ _ _ _ _	35	Theme Transport _ _ _ _ _	83
Identification and Practice of sound "r" _ _ _ _ _	36	Review of sounds _ _ _ _ _	84
Action Words _ _ _ _ _	37	Action Words _ _ _ _ _	85
Review of sounds _ _ _ _ _	38	Grass, Root and Sky letters _ _ _ _ _	86
Awareness of the beginning sounds _ _ _ _ _	39	Practice of Grass, Root and Sky letters _ _ _ _ _	87
Introduction of sound "n" _ _ _ _ _	41	Letter writing in Sequence _ _ _ _ _	88
Identification and Practice of sound "n" _ _ _ _ _	42	Practice of Letter writing in Sequence _ _ _ _ _	89
Introduction of sound "m" _ _ _ _ _	43	Writing of small and capital letters _ _ _ _ _	90
Identification and Practice of sound "m" _ _ _ _ _	44	Practice of Simple sentences _ _ _ _ _	93-97
Theme Pet Animals _ _ _ _ _	45		
Review of sounds _ _ _ _ _	46		
Introduction of Purple and Yellow colour _ _ _ _ _	47		
Awareness of the beginning sounds _ _ _ _ _	48		



English Series Pre Year 2

The unique shape of this workbook series is only one of its salient features. Other is how stories are used to help children to understand the concepts. The five characters created especially for this series, make learning child-friendly. Each workbook of this series follows a scope and sequence of the revised international competency standards.

Within these pages, there are ample opportunities for children to develop their listening, speaking, reading, writing, and arithmetic skill as well.

Children will also enjoy the illustrations beautifully drawn by some of the most renowned artists of the country.

A complete range of teaching and learning aids, as well as teachers training for this series are available from the EAST office near you. Online training is also available from our experts.



All rights reserved.

No part of this book may be reproduced or copied in any form, without the written permission from the EAST. Produced in Pakistan.

Head office:

B-29, Block-3, Gulshan-e-Iqbal, Karachi.
021-34990387, +92 335 2030338
<http://east.education>

Karachi:	021-34970331, +92 334 1009838
Lahore:	042-37111256, +92 312 4685035
Islamabad:	+92 343 3552713
Sialkot:	+92 332 8600983
Faisalabad:	+92 321 6677645
Multan:	+92 334 6126479
Gujranwala:	+92 301 8645707
Skardu:	+92 346 8484149
Hyderabad:	+92 336 1863665

English Series Pre Year 2

