


English Series Pre Year 1





English Series Pre Year 1

Story Writing and Editing

Illustration and Designing

Managing Director

Special Thanks

EAST Research Department

EAST Designing Department

Rayed Afzal

All EAST Staff Members



**This book is prepared according to
"International Common Core Standards."**

All rights reserved.

No part of this book may be reproduced or copied in any form, without the written permission from the EAST. Produced in Pakistan.

More than 850 schools are teaching EAST books.

Head office:

B-29, Block-3, Gulshan-e-Iqbal, Karachi.

021-34990387, +92 335 2030338

<http://east.education>



Punjab Curriculum & Textbook Board
21-E/II, Gulberg-III, Lahore.
Date: 17-01-2022


Karachi:	021-34970331, +92 334 1009838
Lahore:	042-37111256, +92 312 4685035
Islamabad:	+92 343 3552713
Sialkot:	+92 332 8600983
Faisalabad:	+92 321 6677645
Multan:	+92 334 6126479
Gujranwala:	+92 301 8645707
Skardu:	+92 346 8484149
Hyderabad:	+92 336 1863665



Book Cover Designed by
NAQQASH Concepts & Designs



English Series Pre Year 1





Date: _____



Objective: Introduction of 'c' sound

Instructions for Teachers: Show this picture to students ,point and name the following:
Cat, cross, camel, caterpillar, cub, crayons, colouring, crab, carrot, cake.
Next tell the 'c' story provided at the end of the book.



read

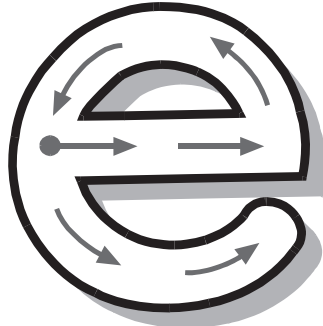


trace


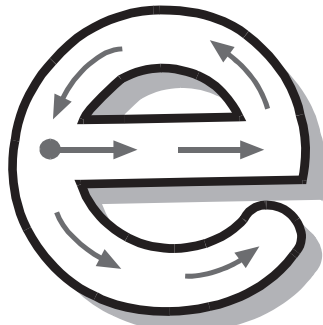


colour


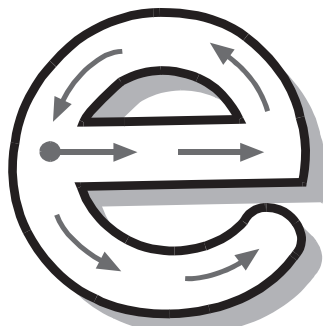
Date: _____



egg



envelope



elephant

First go straight,
then you turn,
twist to the right,
then a little turn.

Objective: Identification of 'e' sound

Instructions: Ask children to sing the letter rhyme, while tracing the letter; then, ask to colour the pictures.



Date: _____



Objective: Introduction of an action word

Instructions: First, show how to do this action; then, ask children to do it.



read

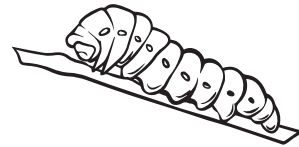
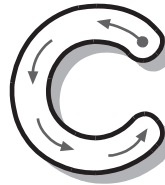
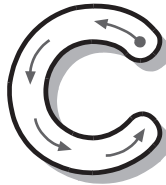
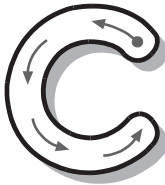


trace


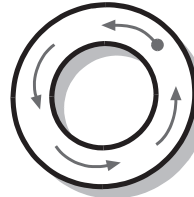
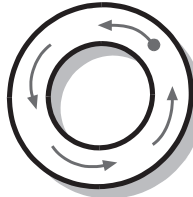
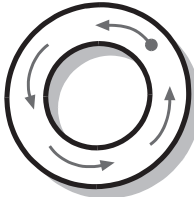


colour


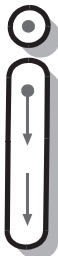
Date: _____




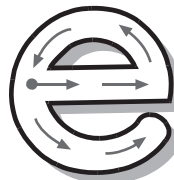
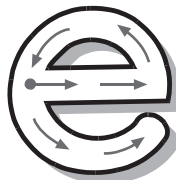
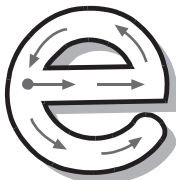
caterpillar



OX



igloo




envelope

Objective: Practice of sound c, o, i, e


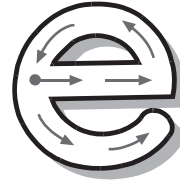
Instructions: Before teaching this page give plenty of practice of letter writing in air, on sand, on the desk and on the board.



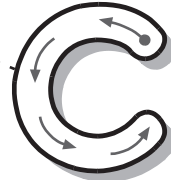
Date: _____



ox



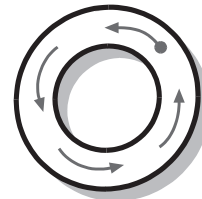
orange



egg



insect





Objective: Review of c, o, i and e sounds

Instructions: Ask beginning sounds of given pictures; then, ask to match pictures with the letters.



Date: _____




Objective: Introduction of opposites

Instructions: Before teaching this page, give sensory exposure of opposites.





Date: _____




whale



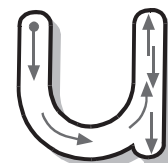
umbrella



van



fox



Objective: Review of u, v, w and x sounds

Instructions: Ask beginning sounds of given pictures; then, ask to match pictures with the letters.



Date: _____



Objective: Introduction of an action word

Instructions: First, show how to do this action; then, ask children to do it.



Date: _____


m



t




n



u




o




v



p



w



q



x



r



y



s



z




Objective: Review of all sounds.

Instructions: Ask children to circle the correct pictures.

Contents

Introduction of Characters	1	Review of grass letters	50
Introduction of sound 'c'	2	Introduction of pet animals	51
Identification of sound 'c'	3	Introduction of opposites	52
Introduction of sound 'o'	4	Review of an action words	53
Identification of sound 'o'	5	Introduction of sound 'l'	54
Introduction of sound 'i'	6	Identification of sound 'l'	55
Identification of sound 'i'	7	Introduction of sound 'k'	56
Introduction of sound 'e'	8	Identification of sound 'c'	57
Identification of sound 'e'	9	Introduction of sound 'f'	58
Introduction of an action word	10	Identification of sound 'f'	59
Practice of sound c, o, i, e	11	Introduction of sound 't'	60
Review of c, o, i and e sounds	12	Identification of sound 't'	61
Introduction of opposites	13	Introduction of an action word	62
Introduction of red colour	14	Practice of sound k, f, t, and l	63
Practice of red colour	15	Review of f, k, t and l	64
Introduction of sound 'z'	16	Introduction of oppsites	65
Identification of sound 'z'	17	Identification of blue colour	66
Introduction of sound 'v'	18	Practice of blue colour	67
Identification of sound 'v'	19	Introduction of sound 'd'	68
Introduction of sound 'w'	20	Identification of sound 'd'	69
Identification of sound 'w'	21	Introduction of sound 'h'	70
Introduction of sound 'x'	22	Identification of sound 'h'	71
Identification of sound 'x'	23	Introduction of sound 'b'	72
Introduction of an action word	24	Identification of sound 'b'	73
Practice of sound v, w, x, z	25	Introduction of an action word	74
Review of u, v, w and x sounds	26	Practice of sound b, d, and h	75
Introduction of Ahmed's family	27	Practice of sound b, d, h and d	76
Introduction of opposites	28	Introduction of opposites	77
Introduction of yellow colour	29	Review of red, yellow and blue colour	78
Practice of yellow colour	30	Introduction of sound 'p'	79
Introduction of sound 's'	31	Identification of sound 'p'	80
Identification of sound 's'	32	Introduction of sound 'q'	81
Introduction of sound 'a'	33	Identification of sound 'q'	82
Identification of sound 'a'	34	Introduction of sound 'j'	83
Introduction of sound 'u'	35	Identification of sound 'j'	84
Identification of sound 'u'	36	Introduction of sound 'y'	85
Introduction of sound 'r'	37	Identification of sound 'y'	86
Identification of sound 'r'	38	Introduction of sound 'g'	87
Introduction of an action word	39	Identification of sound 'g'	88
Practice of sound s, a, u, r	40	Introduction of an action word	89
Review of s, a, u, and r sounds	41	Practice of sound p, y, j, g	90
Introduction of opposites	42	Review of p, y, j and g	91
Practice of yellow and red colour	43	Introduction of an action word	92
Introduction of sound 'n'	44	Review of all sounds	93-94
Identification of sound 'n'	45	Stories	95-98
Introduction of sound 'm'	46		
Identification of sound 'm'	47		
Introduction of an action word	48		
Practice of sound m, n, z, s	49		



English Series Pre Year 1

The unique shape of this workbook series is only one of its salient features. Other is how stories are used to help children to understand the concepts. The five characters created especially for this series, make learning child-friendly. Each workbook of this series follows a scope and sequence of the revised international competency standards.

Within these pages, there are ample opportunities for children to develop their listening, speaking, reading, writing, and arithmetic skill as well.

Children will also enjoy the illustrations beautifully drawn by some of the most renowned artists of the country.

A complete range of teaching and learning aids, as well as teachers training for this series are available from the EAST office near you. Online training is also available from our experts.



All rights reserved.

No part of this book may be reproduced or copied in any form, without the written permission from the EAST. Produced in Pakistan.

Head office:

B-29, Block-3, Gulshan-e-Iqbal, Karachi.
021-34990387, +92 335 2030338
<http://east.education>

Karachi:	021-34970331, +92 334 1009838
Lahore:	042-37111256, +92 312 4685035
Islamabad:	+92 343 3552713
Sialkot:	+92 332 8600983
Faisalabad:	+92 321 6677645
Multan:	+92 334 6126479
Gujranwala:	+92 301 8645707
Skardu:	+92 346 8484149
Hyderabad:	+92 336 1863665

English Series Pre Year 1

