



Writing/Words Foundational Worksheets

A

B


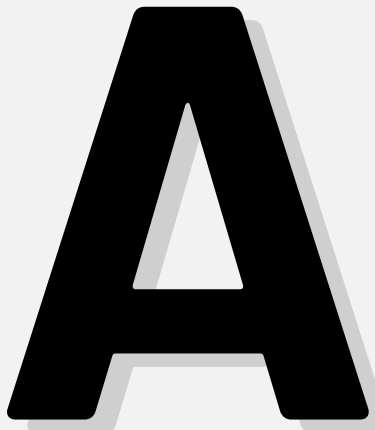
C



Name: _____

Date: _____

Letter A



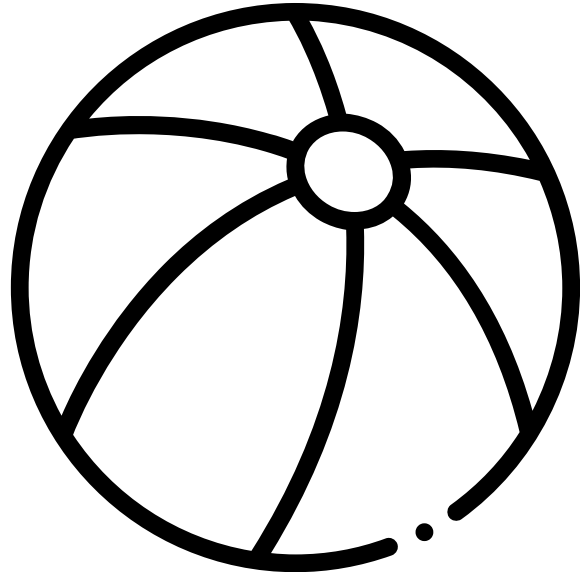
Three sets of blank handwriting practice lines, each consisting of a solid top line, a dashed middle line, and a solid bottom line.

Name: _____

Date: _____

Letter B

B




B B B B B B

Name: _____

Date: _____

Letter C




Handwriting practice lines for the letter 'C'. The first row contains six dotted uppercase 'C's for tracing, followed by two empty rows of three-lined guides (top solid, middle dashed, bottom solid) for independent practice.

Name: _____

Date: _____

Letter D

D





D D D D D D

Name: _____

Date: _____

Letter E


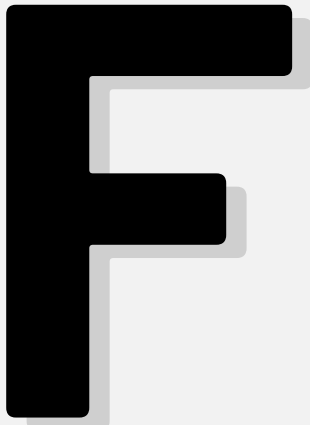
A large, bold, black uppercase letter 'E' is centered within a light gray rounded square. The letter has a slight 3D effect with a shadow.

E E E E E E

Name: _____

Date: _____

Letter F




Handwriting practice lines for the letter F. The first row contains six dotted uppercase 'F's for tracing, followed by two empty rows of three-lined guides (top solid, middle dashed, bottom solid) for independent practice.

Name: _____

Date: _____

Letter G




g g g g g g

Name: _____

Date: _____

Letter H

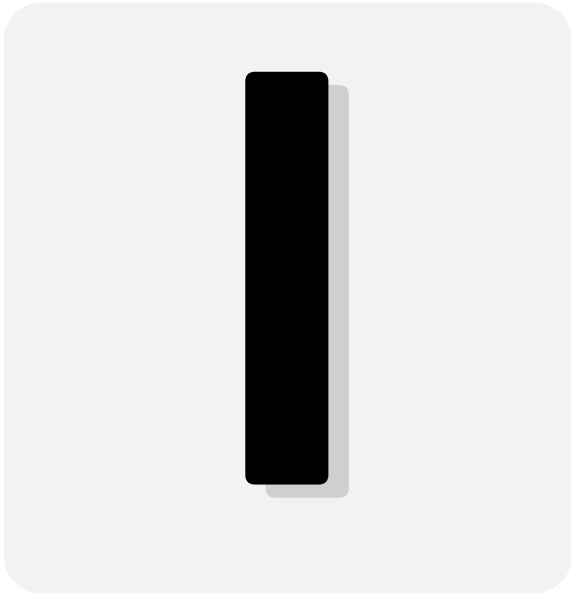


Handwriting practice lines for the letter H. The first row contains six dotted uppercase 'H' characters for tracing, followed by two empty rows of three-lined guides (top solid, middle dashed, bottom solid) for independent practice.

Name: _____

Date: _____

Letter I




Tracing practice lines for the letter 'I'. The first row contains six dotted uppercase 'I's for tracing. Below this are three sets of empty handwriting lines, each consisting of a solid top line, a dashed middle line, and a solid bottom line.

Name: _____

Date: _____

Letter J

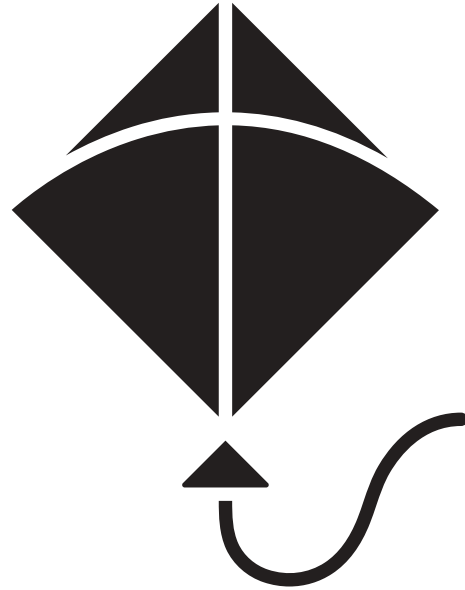



Handwriting practice lines for the letter J. The first row contains six dotted uppercase 'J's for tracing. Below this are three sets of empty handwriting lines, each consisting of a solid top line, a dashed middle line, and a solid bottom line.

Name: _____

Date: _____

Letter K





Tracing practice lines for the letter K. The first row contains six dotted uppercase 'K's for tracing. Below this are three sets of empty handwriting lines, each consisting of a solid top line, a dashed middle line, and a solid bottom line.

Name: _____

Date: _____

Letter L




Tracing practice lines for the letter L. The first row contains six dotted uppercase 'L's for tracing. Below this are three more rows of empty handwriting lines, each consisting of a solid top line, a dashed middle line, and a solid bottom line.

Name: _____

Date: _____

Letter M

M



M M M M M M

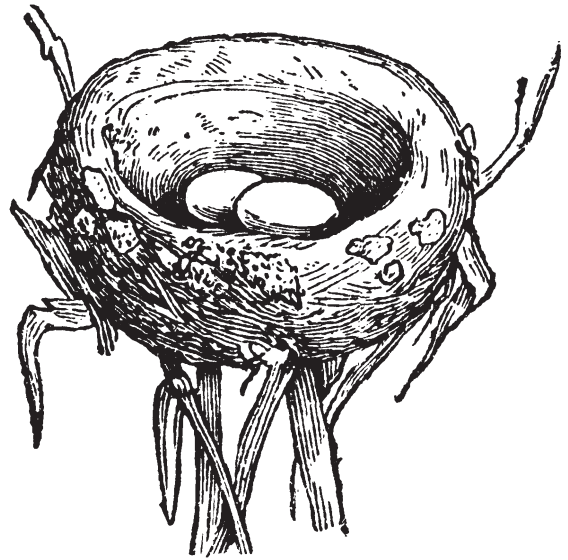
Handwriting practice lines consisting of three rows of solid top and bottom lines with a dashed middle line for tracing.

Name: _____

Date: _____

Letter N

N




Tracing practice lines for the letter N. The first row contains six dotted uppercase 'N's for tracing, followed by two empty rows of three-lined guides (top solid, middle dashed, bottom solid) for independent practice.

Name: _____

Date: _____

Letter O




Tracing practice lines for the letter O. The first row contains six dotted uppercase 'O's for tracing, followed by two rows of empty lines (solid top and bottom lines with a dashed middle line) for independent practice.

Name: _____

Date: _____

Letter P



Tracing practice lines for the letter P. The first row contains six dotted uppercase 'P's for tracing. Below this are three sets of empty handwriting lines, each consisting of a solid top line, a dashed middle line, and a solid bottom line.

Name: _____

Date: _____

Letter Q





Tracing practice lines for the letter Q. The first row contains six dotted uppercase 'Q's for tracing, followed by two empty rows of three-lined guides (top solid, middle dashed, bottom solid) for independent practice.

Name: _____

Date: _____

Letter R




R R R R R R

Name: _____

Date: _____

Letter S




Tracing practice lines for the letter S. The first row contains six dotted uppercase 'S' characters for tracing. Below this are three sets of empty handwriting lines, each consisting of a solid top line, a dashed middle line, and a solid bottom line.

Name: _____

Date: _____

Letter T



Tracing practice lines for the letter T. The first row contains six dotted uppercase 'T's for tracing. Below this are four sets of empty handwriting lines, each consisting of a solid top line, a dashed middle line, and a solid bottom line.

Name: _____

Date: _____

Letter U




Tracing practice lines for the letter 'U'. The first row contains six dotted uppercase 'U's for tracing, followed by three empty rows of handwriting lines (solid top and bottom lines with a dashed middle line) for independent practice.

Name: _____

Date: _____

Letter V




Tracing practice lines for the letter V. The first row contains six dotted uppercase 'V's for tracing. Below this are three sets of empty handwriting lines, each consisting of a solid top line, a dashed middle line, and a solid bottom line.

Name: _____

Date: _____

Letter W



Tracing practice lines for the letter W. The first row contains six dotted uppercase 'W's for tracing. Below this are three sets of empty handwriting lines, each consisting of a solid top line, a dashed middle line, and a solid bottom line.

Name: _____

Date: _____

Letter X





Three sets of empty three-line grids (top solid, middle dashed, bottom solid) for independent handwriting practice.

Name: _____

Date: _____


Letter Y



Name: _____

Date: _____

Letter Z



Tracing practice lines for the letter Z. The first row contains six dotted uppercase 'Z's for tracing. Below it are three sets of empty handwriting lines, each consisting of a solid top line, a dashed middle line, and a solid bottom line.