

Name:

Section:



Date:

Teacher:

## ICE CREAM CONE NUMBERS



Trace the alphabets below and then color the ice cream and the cones.. When finished carefully cut out the scoops of ice cream and glue them on the cones in the correct order.



Name:

Section:


Date:

Teacher:

## ICE CREAM CONE NUMBERS



Trace the alphabets below and then color the ice cream and the cones.. When finished carefully cut out the scoops of ice cream and glue them on the cones in the correct order.



Name: \_\_\_\_\_

Section: \_\_\_\_\_


Date: \_\_\_\_\_

Teacher: \_\_\_\_\_

## ICE CREAM CONE NUMBERS



Trace the alphabets below and then color the ice cream and the cones.. When finished carefully cut out the scoops of ice cream and glue them on the cones in the correct order.



Name:

Section:

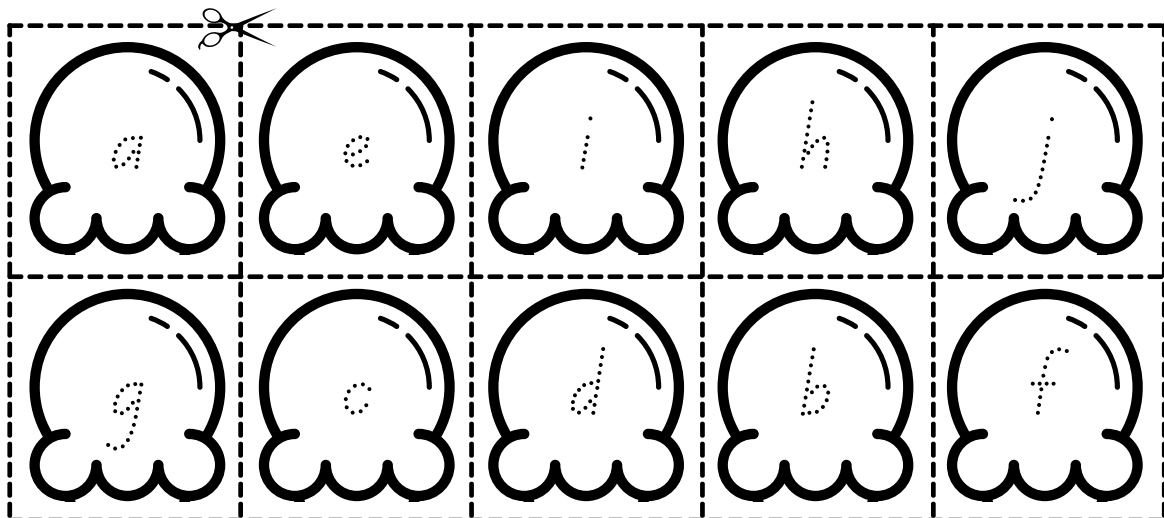

Date:

Teacher:

## ICE CREAM CONE NUMBERS



Trace the alphabets below and then color the ice cream and the cones.. When finished carefully cut out the scoops of ice cream and glue them on the cones in the correct order.



Name:

Section:

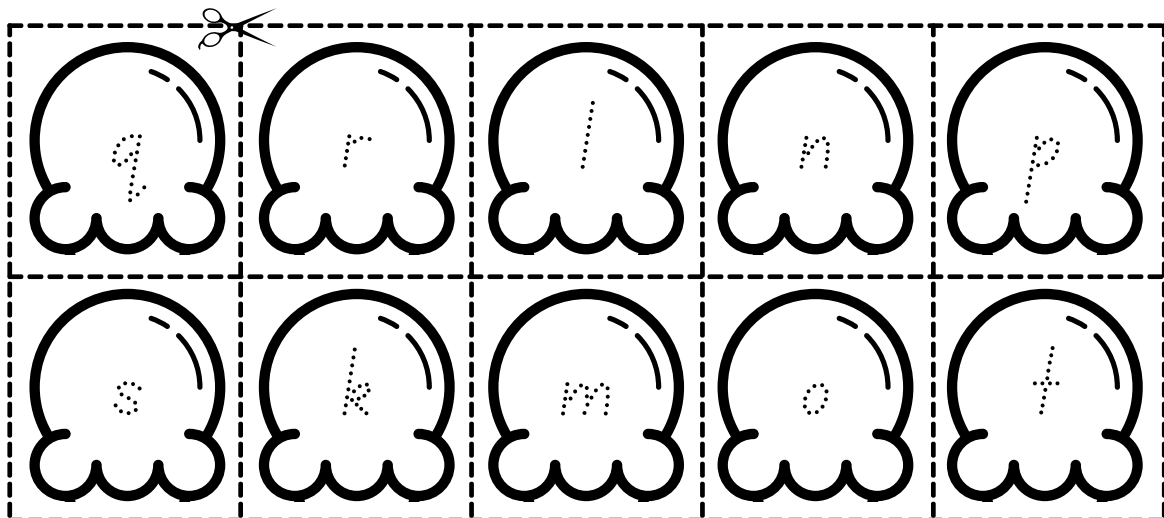

Date:

Teacher:

## ICE CREAM CONE NUMBERS



Trace the alphabets below and then color the ice cream and the cones.. When finished carefully cut out the scoops of ice cream and glue them on the cones in the correct order.



Name:

Section:

Date:

Teacher:

## ICE CREAM CONE NUMBERS



Trace the alphabets below and then color the ice cream and the cones.. When finished carefully cut out the scoops of ice cream and glue them on the cones in the correct order.

