


FRUITS AND VEGETABLES



ALL ABOUT ME



Age:

Birthday:

Name:

Fun Facts About me



My Favorite ...

Food:


Color:

Pet:


Movie:

Sports:

Subject:



When I grow up I want to be ...



Name: _____

Date: _____

FRUITS



apple



watermelon




pineapple



banana



orange




grape



lemon




peach



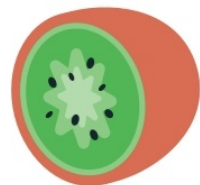
cherry



avocado




blueberry



kiwi



mango



pear



coconut



melon



Name: _____

Date: _____

FRUITS VOCABULARY


Identify the pictures below. Use the word bank below to name each picture.



.....



.....



.....



.....

Word Bank:

apple	pear	strawberry	orange
-------	------	------------	--------



Name: _____

Date: _____

FRUITS VOCABULARY

Identify the pictures below. Use the word bank below to name each picture.




.....



.....



.....



.....

Word Bank:

peach	lemon	coconut	mango
-------	-------	---------	-------




Name: _____

Date: _____

FRUITS VOCABULARY

Identify the pictures below. Use the word bank below to name each picture.









Word Bank:

kiwifruit	watermelon	dragon fruit	pomegranate
-----------	------------	--------------	-------------





Name: _____


Date: _____


FRUITS VOCABULARY

Identify the pictures below. Use the word bank below to name each picture.









Word Bank:

cherries	mangosteen	avocado	banana
----------	------------	---------	--------




Name: _____

Date: _____

SENTENCE WRITING

Look at the picture below. Write a sentence that tells about the picture.



Four sets of horizontal lines for writing, each consisting of a solid top line, a dashed middle line, and a solid bottom line.




Name: _____

Date: _____

SENTENCE WRITING

Look at the picture below. Write a sentence that tells about the picture.






Name: _____

Date: _____

SENTENCE WRITING

Look at the picture below. Write a sentence that tells about the picture.



.....

.....

.....

.....

.....




Name: _____

Date: _____

SENTENCE WRITING

Look at the picture below. Write a sentence that tells about the picture.



.....

.....

.....

.....

.....

.....



Name: _____

Date: _____

SENTENCE WRITING

Look at the picture below. Write a sentence that tells about the picture.



Four sets of horizontal lines for writing, each consisting of a solid top line, a dashed middle line, and a solid bottom line.



Name: _____

Date: _____

SENTENCE WRITING

Look at the picture below. Write a sentence that tells about the picture.





Name: _____

Date: _____

SENTENCE WRITING

Look at the picture below. Write a sentence that tells about the picture.



.....

.....

.....

.....

.....



Name: _____

Date: _____

MY FAVORITE FRUIT

What is your favorite fruit?

Handwriting practice lines for the answer.



Name: _____

Date: _____

MY SPECIAL APPLE PIE

What are the steps in making an apple pie?


Handwriting practice lines consisting of solid top and bottom lines with a dashed middle line. There are 10 sets of these lines for writing the steps.









Name: _____

Date: _____

COUNTING FRUITS



Find and count the following items.


<input type="text"/>		<input type="text"/>		<input type="text"/>	
<input type="text"/>		<input type="text"/>		<input type="text"/>	









Name: _____

Date: _____

COUNTING FRUITS



Find and count the following items.

<input type="text"/>		<input type="text"/>		<input type="text"/>	
<input type="text"/>		<input type="text"/>		<input type="text"/>	





Name: _____





Date: _____

FRUIT GRAPH

Find and graph the items listed. Then answer the questions below.



How many of each?

<input style="width: 50px; height: 40px; border: 1px solid black;" type="text"/>		<input style="width: 50px; height: 40px; border: 1px solid black;" type="text"/>	
<input style="width: 50px; height: 40px; border: 1px solid black;" type="text"/>		<input style="width: 50px; height: 40px; border: 1px solid black;" type="text"/>	

Which item did you find the most of? _____

Which item did you find the least of? _____





Name: _____





Date: _____

FRUIT GRAPH

Find and graph the items listed. Then answer the questions below.



How many of each?

<input type="text"/>		<input type="text"/>	
<input type="text"/>		<input type="text"/>	

Which item did you find the most of? _____

Which item did you find the least of? _____







Name: _____

Date: _____

FINISH THE PATTERN

Look at the patterns below. Cut out the images at the bottom. Paste the image that comes next in each pattern.







Name: _____

Date: _____

FINISH THE PATTERN

Look at the patterns below. Cut out the images at the bottom. Paste the image that comes next in each pattern.



Name: _____

Date: _____

FRUITS

Unscramble the words and write on the blanks.



nabnaa



aorgne



aerp



nieppapel



papel



parseg



iwki



wtarsbreyr



Name: _____

Date: _____

MISSING LETTERS

Take a look at the picture, and write the missing letter in the blank to complete the fruit or vegetable name.



W _ TERMELON



_ ANANA




PL _ M



AP _ LE



D _ AGONFRUIT



_ IWI



_ ARLIC



L _ MON



TOM _ TO



Name: _____

Date: _____

Trace the Fruit Names

Look at each of the fruit pictures below and trace the words.



cherry



apple



lemon



banana



avocado

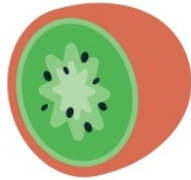


Name: _____

Date: _____

Trace the Fruit Names

Look at each of the fruit pictures below and trace the words.



kiwi




orange



peach



pear



grapes












Name: _____

Date: _____

LET'S COUNT FRUITS!

Count and write your answers in the chart below



	<input type="text"/>		<input type="text"/>		<input type="text"/>		<input type="text"/>
	<input type="text"/>		<input type="text"/>		<input type="text"/>		<input type="text"/>

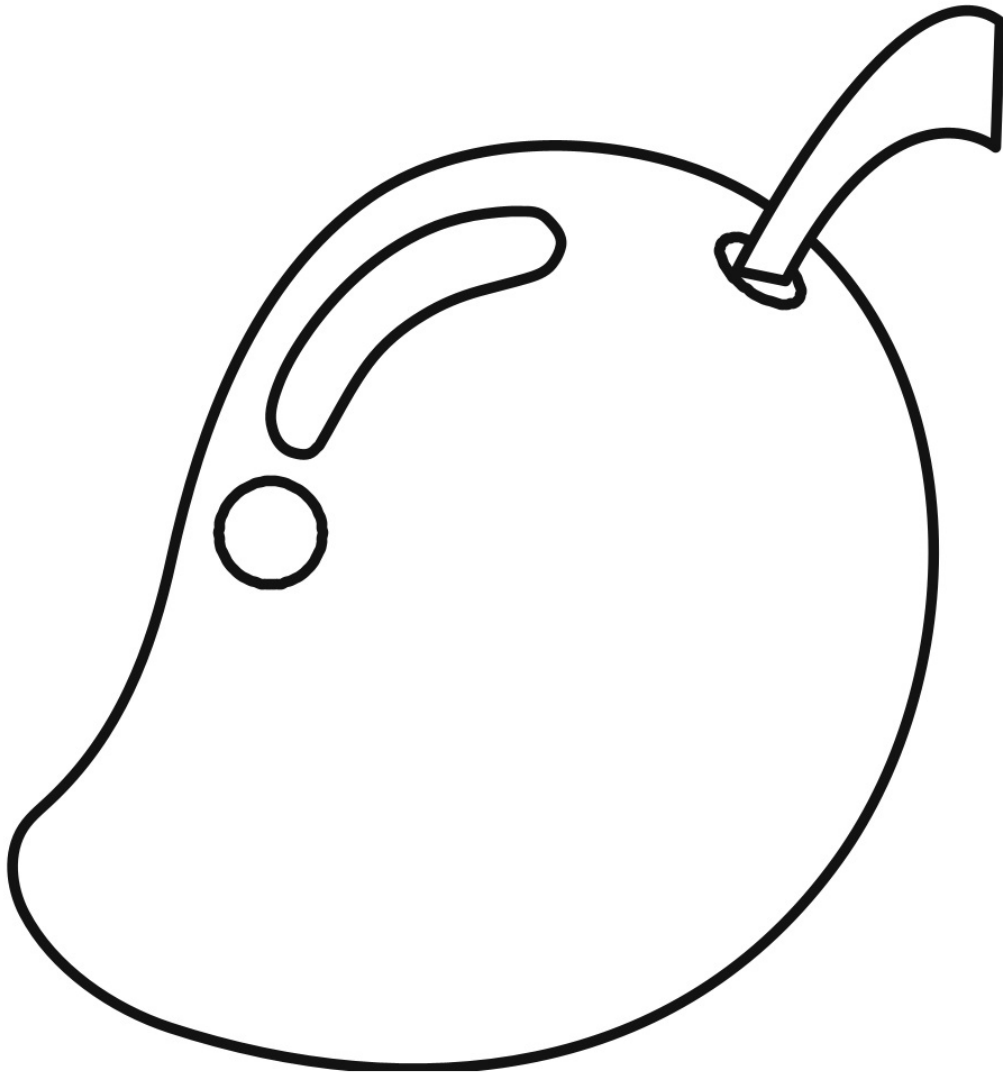


Name: _____

Date: _____

COLOR THE FRUIT

Color the picture below.




Name: _____

Date: _____

COLOR THE FRUIT

Color the picture below.




Name: _____

Date: _____

COLOR THE FRUIT

Color the picture below.




Name: _____

Date: _____

COLOR THE FRUIT

Color the picture below.




Name: _____

Date: _____

COLOR THE FRUIT

Color the picture below.




Name: _____

Date: _____

COLOR THE FRUIT

Color the picture below.



WATERMELON




Name: _____

Date: _____

COLOR THE FRUIT

Color the picture below.




Name: _____

Date: _____

COLOR THE FRUIT

Color the picture below.



STRAWBERRY




Name: _____

Date: _____

COLOR THE FRUIT

Color the picture below.



ORANGE




Name: _____

Date: _____

COLOR THE FRUIT

Color the picture below.



APPLE




Name: _____

Date: _____

COLOR THE FRUIT

Color the picture below.



MANGO




Name: _____

Date: _____

COLOR THE FRUIT

Color the picture below.



LEMON




Name: _____

Date: _____

COLOR THE FRUIT

Color the picture below.



RASBERRY




Name: _____

Date: _____

COLOR THE FRUIT

Color the picture below.



VOAVANGA




Name: _____

Date: _____

COLOR THE FRUIT

Color the picture below.



CHERRIES




Name: _____

Date: _____

COLOR THE FRUIT

Color the picture below.



GRAPES




Name: _____

Date: _____

COLOR THE FRUIT

Color the picture below.



JACKFRUIT

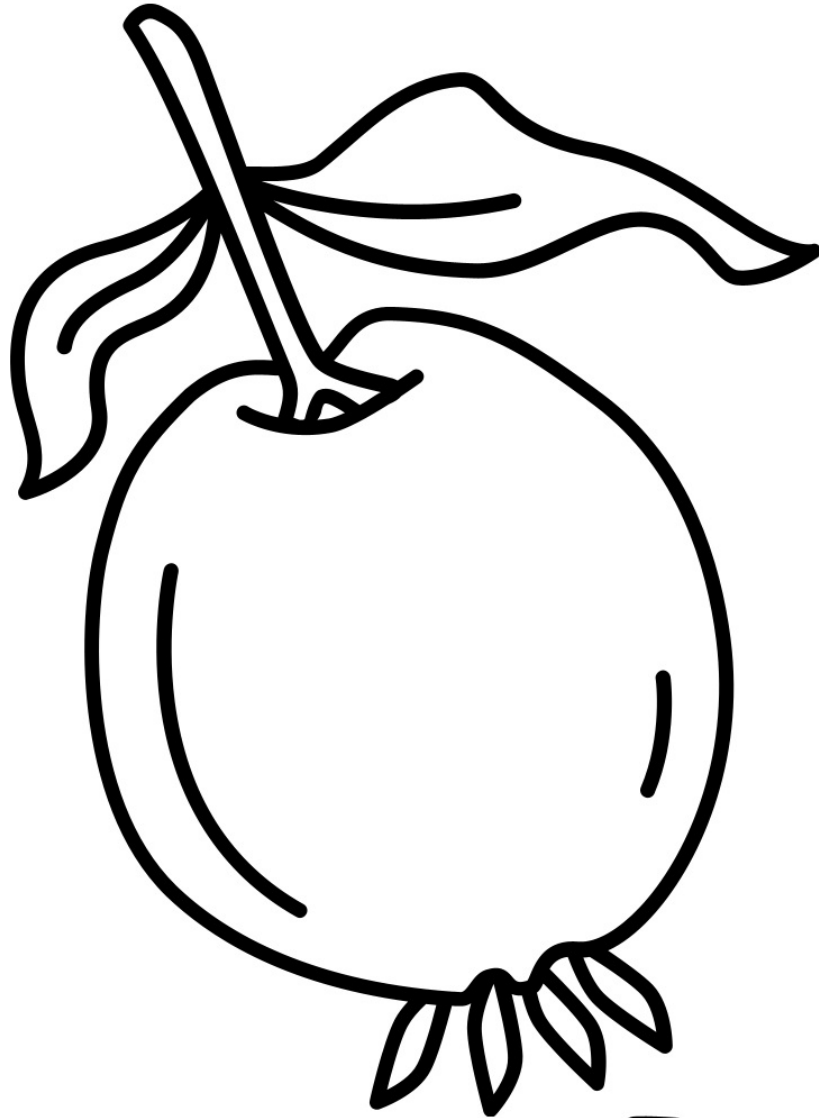


Name: _____

Date: _____

COLOR THE FRUIT

Color the picture below.



QUINCE




Name: _____

Date: _____

COLOR THE FRUIT

Color the picture below.



PEACH

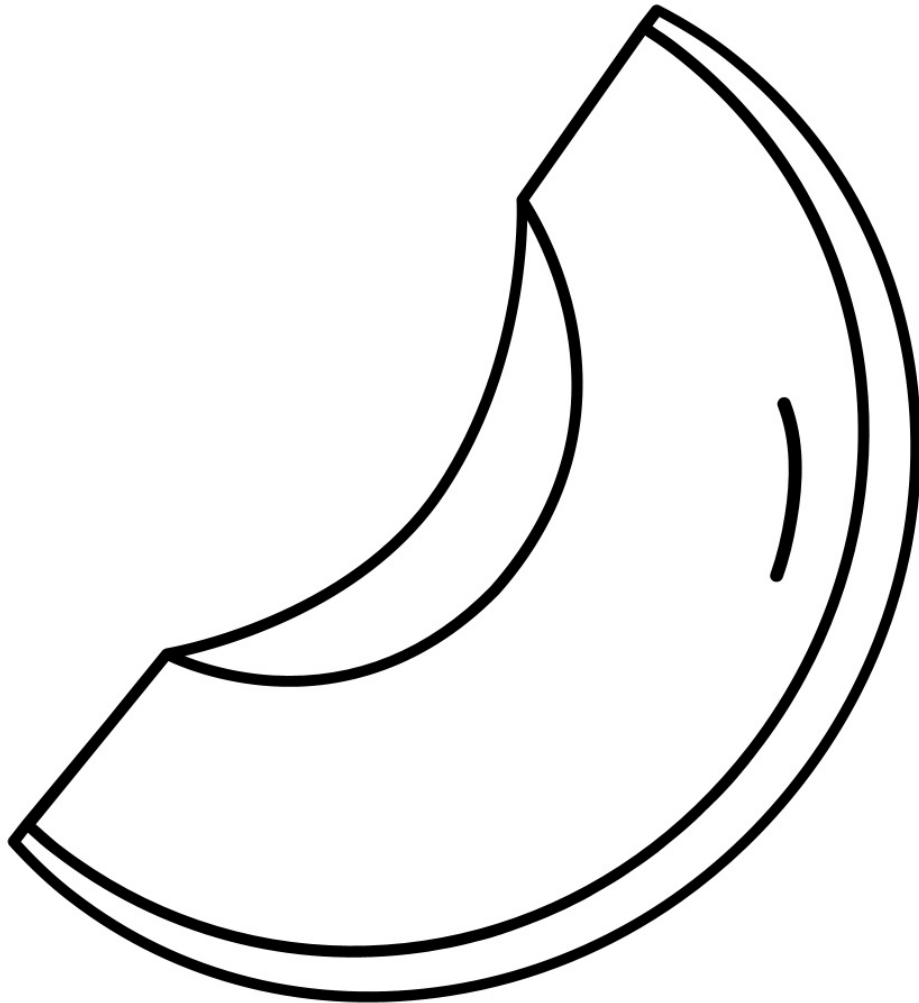


Name: _____

Date: _____

COLOR THE FRUIT

Color the picture below.



MELON




Name: _____

Date: _____

COLOR THE FRUIT

Color the picture below.



BLUEBERRIES




Name: _____

Date: _____

COLOR THE FRUIT

Color the picture below.



PEAR




Name: _____

Date: _____

COLOR THE FRUIT

Color the picture below.



KIWI

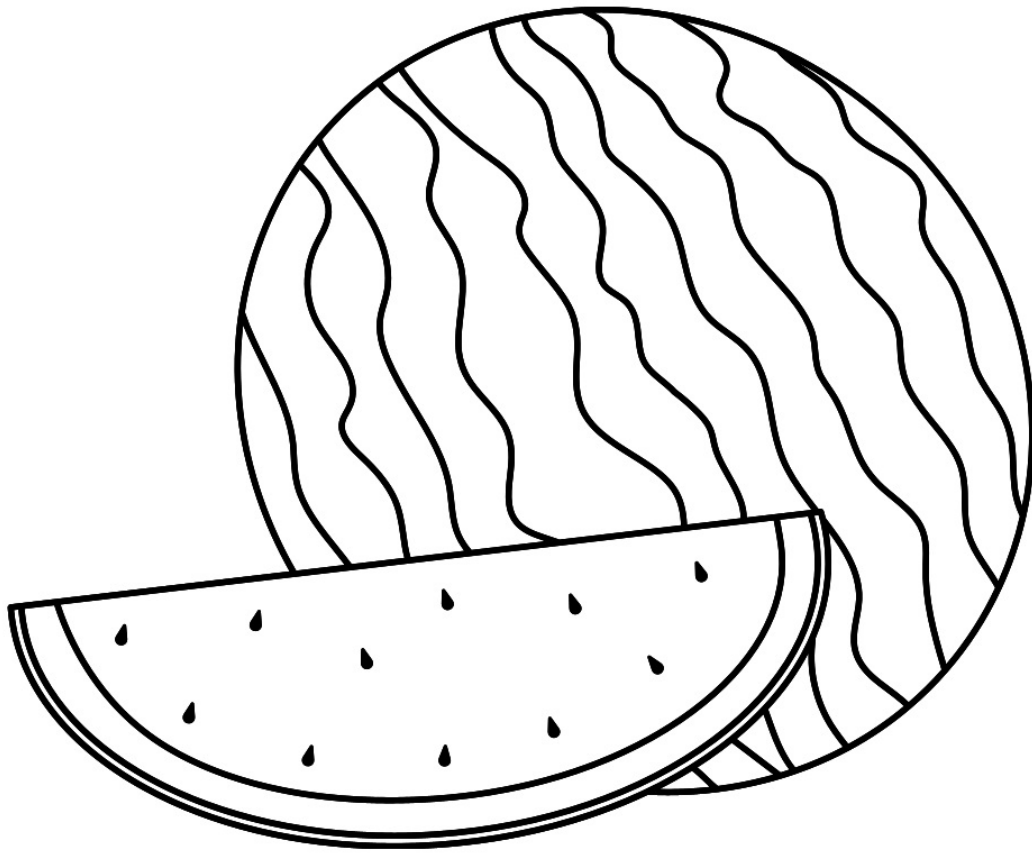


Name: _____

Date: _____

COLOR THE FRUIT

Color the picture below.



WATERMELON




Name: _____

Date: _____

COLOR THE FRUIT

Color the picture below.



BANANA



Name: _____

Date: _____





Name: _____


Date: _____

VEGETABLES

Identify the pictures below. Use the word bank below to name each picture.









Word Bank:

cucumber	sweet potato	bell pepper	beetroot
----------	--------------	-------------	----------




Name: _____

Date: _____

VEGETABLES

Identify the pictures below. Use the word bank below to name each picture.









Word Bank:

potato	cabbage	broccoli	turnip
--------	---------	----------	--------




Name: _____

Date: _____

VEGETABLES

Identify the pictures below. Use the word bank below to name each picture.









Word Bank:

artichoke	carrot	eggplant	onion
-----------	--------	----------	-------




Name: _____

Date: _____


VEGETABLES

Identify the pictures below. Use the word bank below to name each picture.









Word Bank:

garlic	zucchini	celery	pumpkin
--------	----------	--------	---------




Name: _____

Date: _____

SENTENCE WRITING

Look at the picture below. Write a sentence that tells about the picture.



.....

.....

.....




Name: _____

Date: _____

SENTENCE WRITING

Look at the picture below. Write a sentence that tells about the picture.



Four sets of horizontal lines for writing, each consisting of a solid top line, a dashed middle line, and a solid bottom line.




Name: _____

Date: _____

SENTENCE WRITING

Look at the picture below. Write a sentence that tells about the picture.



.....

.....

.....

.....

.....

.....




Name: _____

Date: _____

SENTENCE WRITING

Look at the picture below. Write a sentence that tells about the picture.



Four sets of horizontal lines for writing, each consisting of a solid top line, a dashed middle line, and a solid bottom line.




Name: _____

Date: _____

SENTENCE WRITING

Look at the picture below. Write a sentence that tells about the picture.



Four sets of horizontal lines for writing, each consisting of a solid top line, a dashed middle line, and a solid bottom line.



Name: _____

Date: _____

SENTENCE WRITING

Look at the picture below. Write a sentence that tells about the picture.





Name: _____

Date: _____

SENTENCE WRITING

Look at the picture below. Write a sentence that tells about the picture.



.....

.....

.....



Name: _____

Date: _____

MY FAVORITE VEGETABLE

What is your favorite vegetable?

Handwriting practice lines for the answer.



Name: _____

Date: _____

A SPECIAL RECIPE

What are the steps in making a vegetable dish?

Handwriting practice lines for the answer.



Name: _____

Date: _____

COUNTING VEGETABLES



Find and count the following items.



Name: _____

Date: _____

COUNTING VEGETABLES



Find and count the following items.





Name: _____

Date: _____

VEGETABLE GRAPH

Find and graph the items listed. Then answer the questions below.



How many of each?









Which item did you find the most of? _____

Which item did you find the least of? _____





Name: _____

Date: _____

VEGETABLE GRAPH

Find and graph the items listed. Then answer the questions below.



How many of each?

Which item did you find the most of? _____

Which item did you find the least of? _____







Name: _____

Date: _____

FINISH THE PATTERN

Look at the patterns below. Cut out the images at the bottom. Paste the image that comes next in each pattern.





Name: _____

Date: _____

FINISH THE PATTERN

Look at the patterns below. Cut out the images at the bottom. Paste the image that comes next in each pattern.







Name: _____

Date: _____

FINISH THE PATTERN

Look at the patterns below. Cut out the images at the bottom. Paste the image that comes next in each pattern.



Name: _____

Date: _____

Vegetables

Write the correct answer!



1. _____



2. _____



3. _____



4. _____



5. _____



6. _____



7. _____



8. _____



9. _____



10. _____



11. _____



12. _____

Cucumber

Broccoli

Carrot

Cabbage

Potato

Spinach

Onion

Garlic

Tomato

Paprika

Eggplant

Lettuce



Name: _____

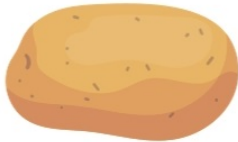
Date: _____

Name the Vegetables

Identify each vegetables below. Choose the answer from the box.













cauliflower
peas

red pepper
potato

garlic
onion



Name: _____

Date: _____

Name the Vegetables

Draw a line to match each vegetable to its name.



•

• cabbage




•

• tomato



•

• carrot



•

• broccoli



•

• squash





















Name: _____

Date: _____

Vegetables

Direction: Circle the correct vegetable picture.

carrot			
eggplant			
broccoli			
radish			
spinach			
tomato			











Name: _____

Date: _____

LET'S COUNT VEGETABLES!

Count and write your answers in the chart below



	<input type="text"/>		<input type="text"/>		<input type="text"/>		<input type="text"/>
	<input type="text"/>		<input type="text"/>		<input type="text"/>		<input type="text"/>




Name: _____

Date: _____

COLORING ACTIVITY

Color the picture below.




Name: _____

Date: _____

COLORING ACTIVITY

Color the picture below.



Name: _____

Date: _____

COLORING ACTIVITY

Color the picture below.




Name: _____

Date: _____

COLORING ACTIVITY

Color the picture below.

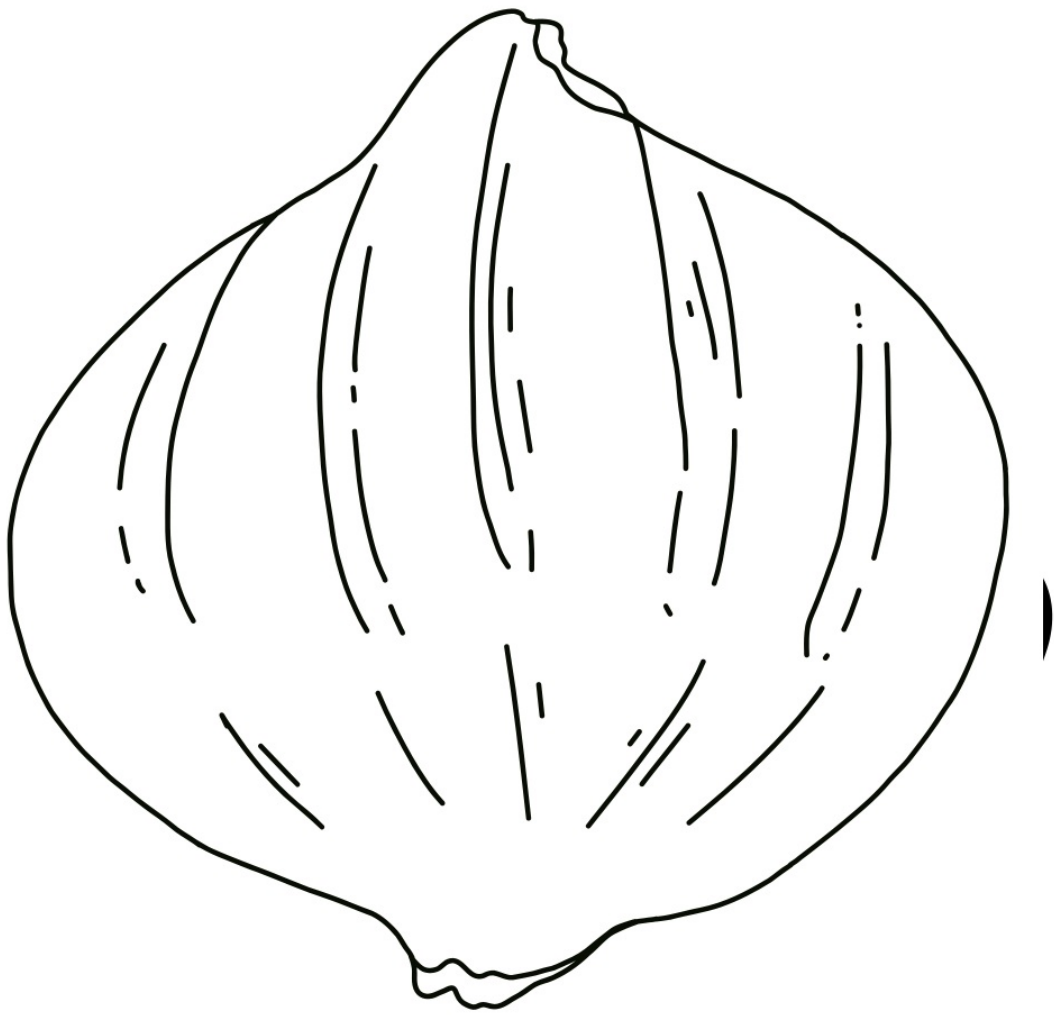


Name: _____

Date: _____

COLORING ACTIVITY

Color the picture below.



GARLIC

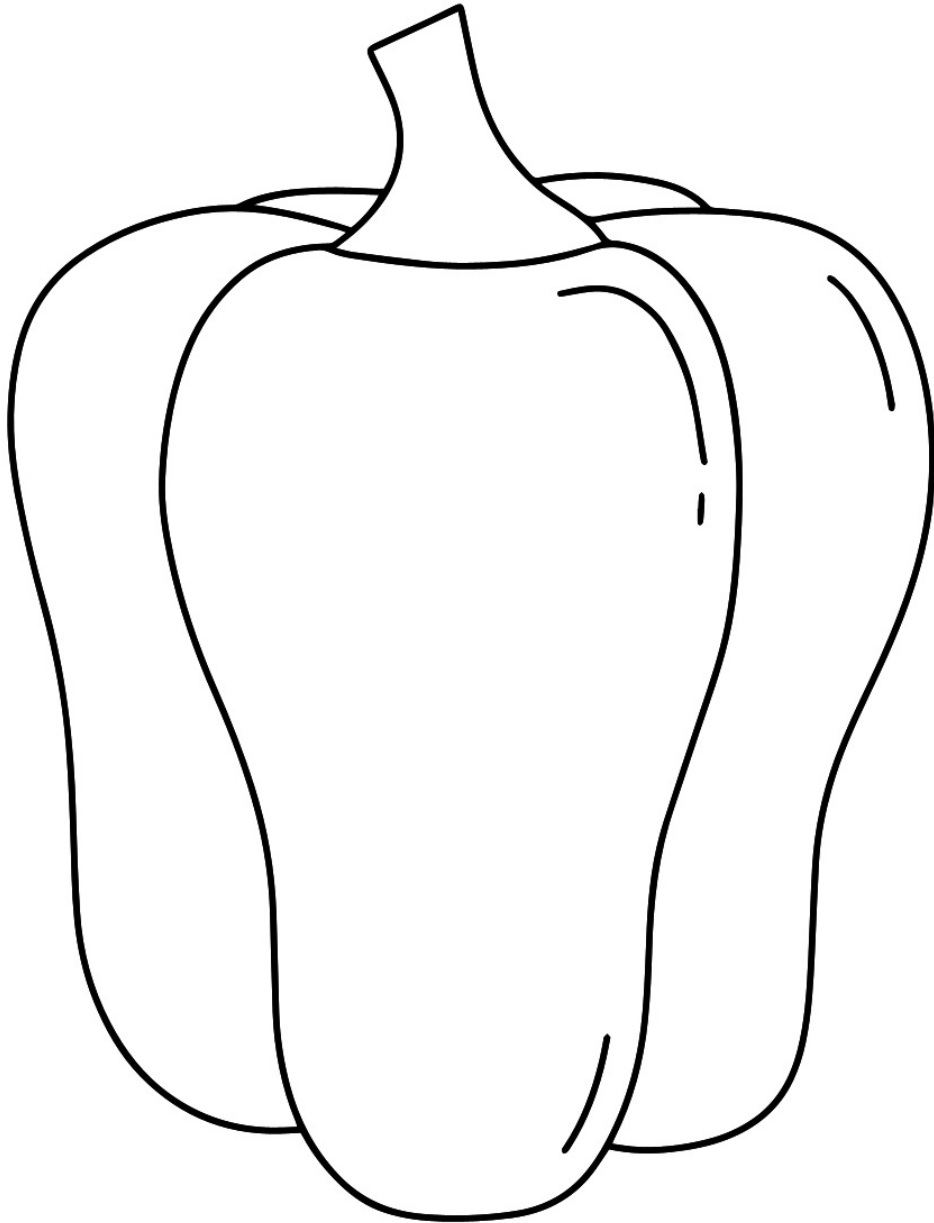


Name: _____

Date: _____

COLORING ACTIVITY

Color the picture below.



BELL PEPPER




Name: _____

Date: _____

COLORING ACTIVITY

Color the picture below.



BROCCOLI

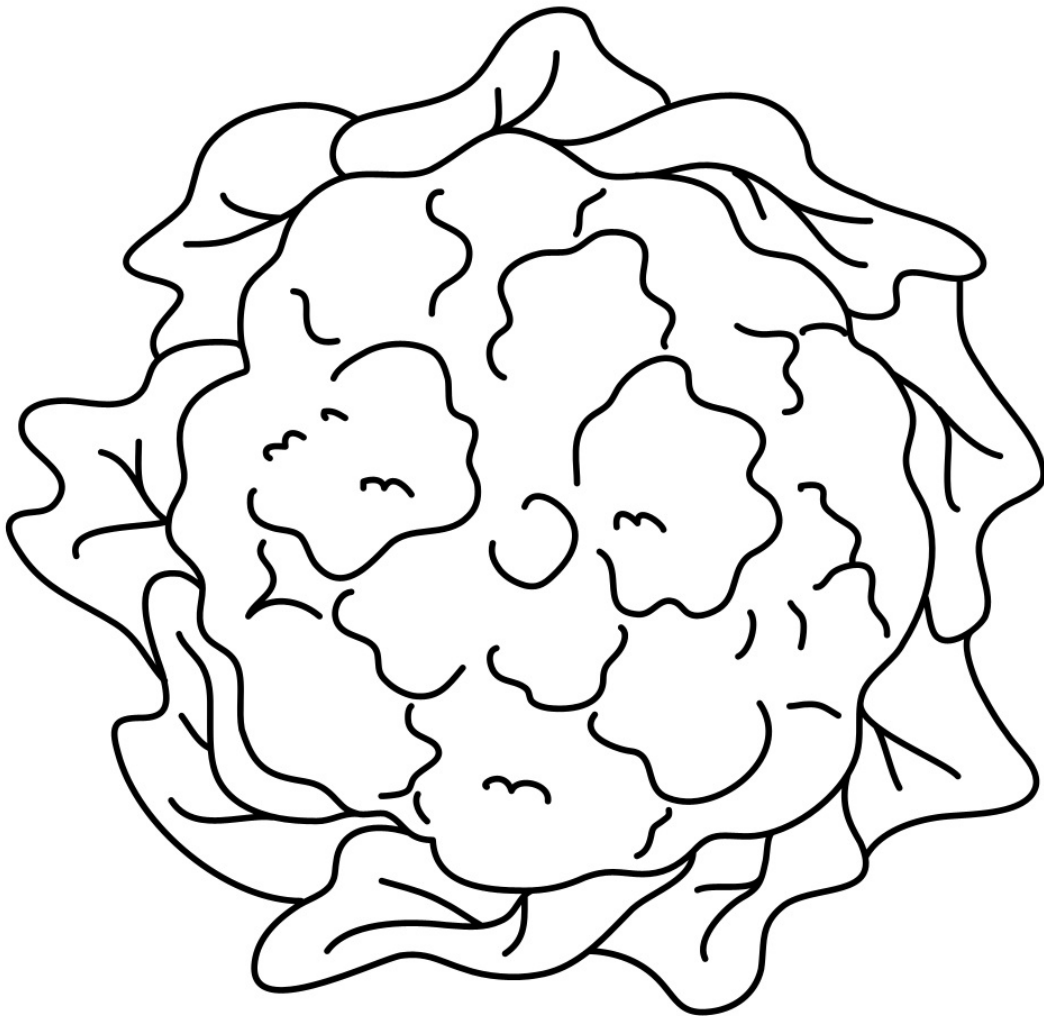


Name: _____

Date: _____

COLORING ACTIVITY

Color the picture below.



CAULIFLOWER

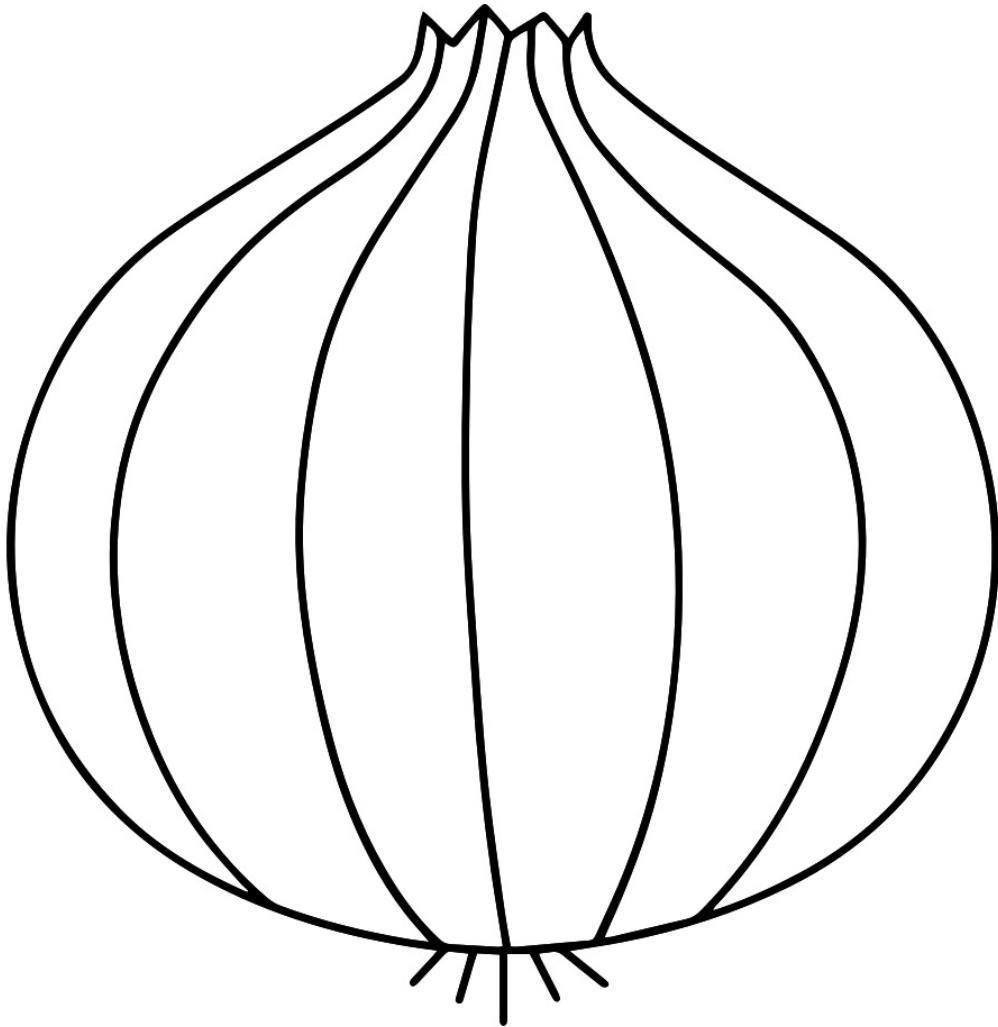


Name: _____

Date: _____

COLORING ACTIVITY

Color the picture below.



ONION

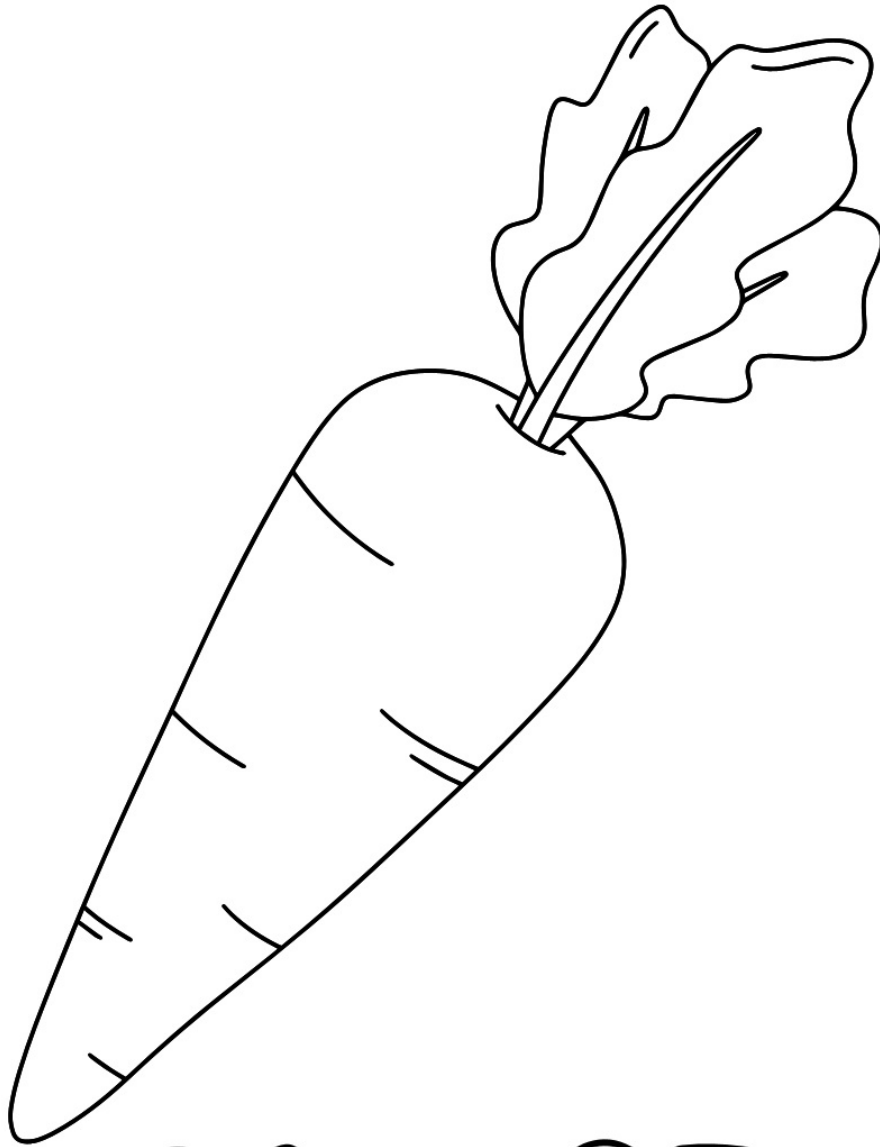


Name: _____

Date: _____

COLORING ACTIVITY

Color the picture below.



CARROT




Name: _____

Date: _____

COLORING ACTIVITY

Color the picture below.



EGGPLANT

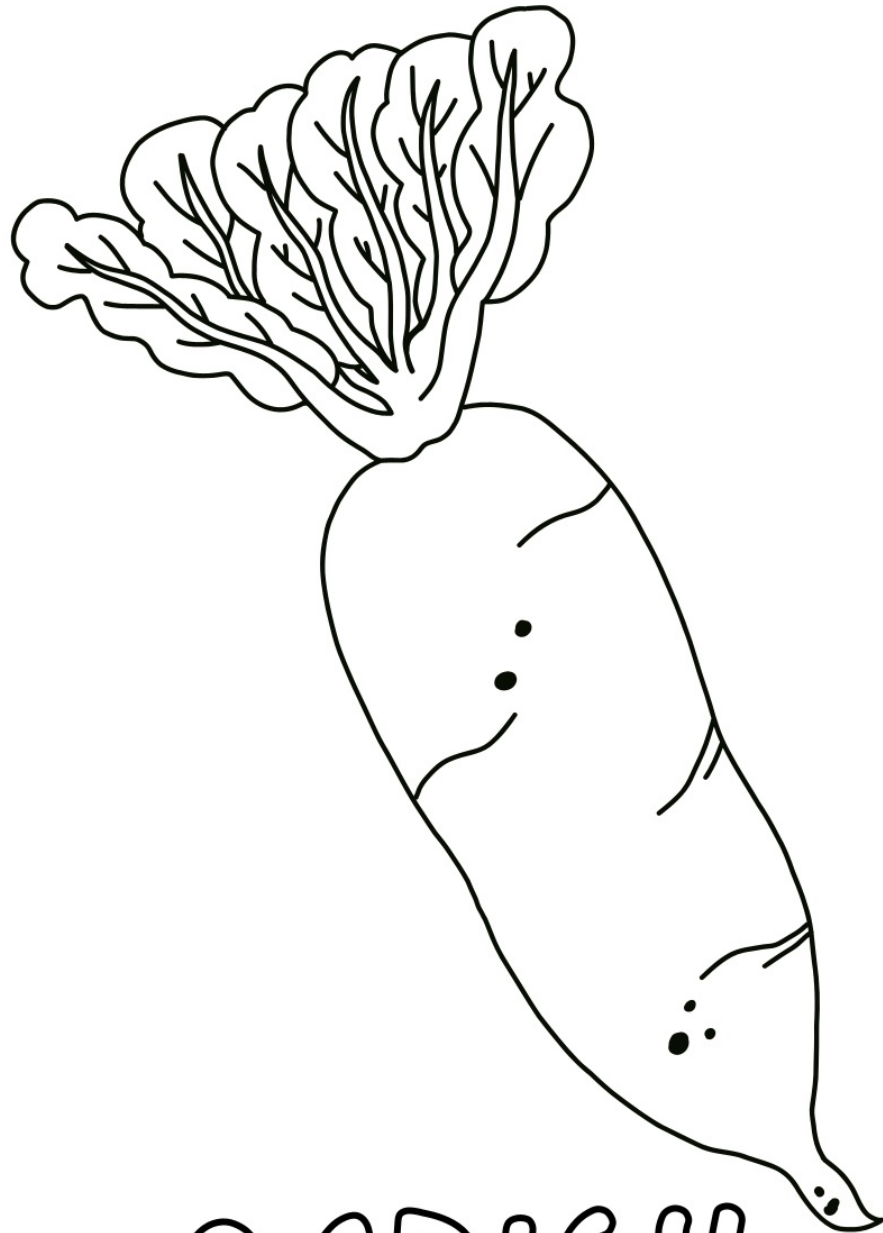


Name: _____

Date: _____

COLORING ACTIVITY

Color the picture below.



RADISH



Name: _____

Date: _____

COLORING ACTIVITY

Color the picture below.



BEETROOT




Name: _____

Date: _____

COLORING ACTIVITY

Color the picture below.



LETTUCE




Name: _____

Date: _____

COLORING ACTIVITY

Color the picture below.



SPINACH




Name: _____

Date: _____

COLORING ACTIVITY

Color the picture below.



TOMATO




Name: _____

Date: _____

COLORING ACTIVITY

Color the picture below.



PUMPKIN

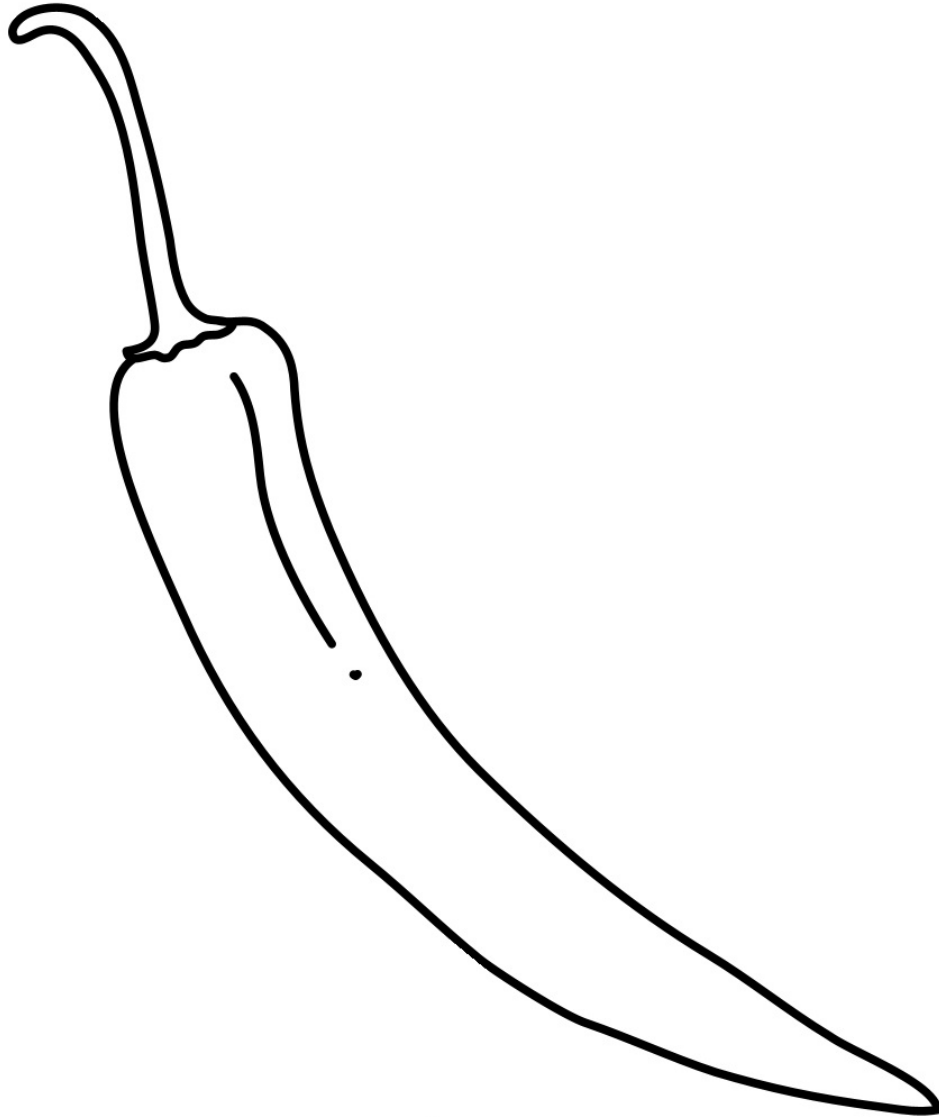


Name: _____

Date: _____

COLORING ACTIVITY

Color the picture below.



CHILI




Name: _____

Date: _____

COLORING ACTIVITY

Color the picture below.



CUCUMBER




Name: _____

Date: _____

COLORING ACTIVITY

Color the picture below.



KALE




Name: _____

Date: _____

COLORING ACTIVITY

Color the picture below.



POTATOES





THANK
YOU



The image features the words "THANK YOU" in a colorful, 3D block font. The letters are arranged in two rows: "THANK" on top and "YOU" below it. Each letter is a different color: T (orange), H (teal), A (green), N (pink), K (blue), Y (red), O (purple), and U (dark blue). The text is centered on a white background and is framed by four decorative corner flourishes. Each flourish is a swirl of colorful lines (yellow, green, blue, purple, pink, orange) that curves around the corners of the text.